



Canterbury Finance No.5 PLC

Report for Distribution dated Jul 17, 2023

Global Corporate Trust
<http://pivot.usbank.com/>





Canterbury Finance No.5 PLC Monthly Investor Report

July 2023

Analyst	Henry Boateng henry.boateng@usbank.com 44.207.330.2355	U.S. Bank Global Corporate Trust Address	5th Floor 125 Old Broad Street London, EC2N 1AR
----------------	--	---	---

Distribution Date	17-Jul-23	U.S. Bank Global Corporate Trust Website	https://pivot.usbank.com
--------------------------	-----------	---	---

General Information	Content
Interest Payment Date: 17-Jul-23	Deal Summary 2
Prior Interest Payment Date: 16-Jun-23	Deal Performance Summary - Last 4 IPD 3
Next Interest Payment Date: 16-Aug-23	Collateral Performance Graphs 4
Distribution Count: 11	Delinquencies Graphs 5
Closing Date: 4-Aug-22	Deal Counterparties 6
Final Maturity Date: 16-May-59	Note Distribution Detail 7
Interest Determination Date: 10-Jul-23	Note Interest Reconciliation - Accrual 8
Next Interest Determination Date: 9-Aug-23	Note Interest Reconciliation - Deferred 9
Index: Compounded Daily SONIA	Note Principal Reconciliation 10
Currency: GBP (£)	Residual Certificates 11
	Ratings Information 12
	Cash Reconciliation 13
	Other Required Information 14
	Mortgage Principal Analysis 15
	Principal Deficiency Ledger 16
	Reserve Fund Ledger 17
	Reserve Funds and Principal Allocation 18
	Swap Transaction Details 19
	Triggers 20-21
	Portfolio Performance 22-23
	Collateral Report 24-25
	Prepayment Rate (CPR) 26
	Priority of Payments 27-33
	Portfolio Analysis 34-42



Canterbury Finance No.5 PLC
Monthly Investor Report

July 2023

Deal Summary

Notes	Original Principal Balance	Credit Enhancement on Closing	Fitch/DBRS Initial Ratings	Outstanding Principal Balance	Pool Factor	Current Credit Enhancement	Fitch/DBRS Current Ratings	Fitch/DBRS Watch
Class A1 Notes	589,732,000.00	15.50%	AAA AAA	403,736,712.53	0.684610	17.97%	AAA AAA	
Class A2 Notes	518,446,000.00	15.50%	AAA AAA	518,446,000.00	1.000000	17.97%	AAA AAA	
Class Z Notes	187,936,000.00	1.00%	NR NR	187,936,000.00	1.000000	1.04%	NR NR	
Class X Notes	12,961,000.00	0.00%	NR NR	4,545,689.65	0.350721	0.00%	NR NR	
Total	1,309,075,000.00			1,114,664,402.18				



Canterbury Finance No.5 PLC

Monthly Investor Report

July 2023

Deal Performance Summary - Last 4 IPD

	Cut off	IPD 8	IPD 9	IPD 10	IPD 11
Delinquencies					
1-2 Months in Arrears		1.19%	0.98%	1.17%	1.66%
2-3 Months in Arrears		0.14%	0.16%	0.22%	0.21%
3-4 Months in Arrears		0.20%	0.13%	0.08%	0.03%
4+ Months in Arrears		0.04%	0.19%	0.23%	0.31%
Excess Spread					
Amount during Period		0.00	0.00	0.00	0.00
Percentage of Pool (Annualised)		0.00%	0.00%	0.00%	0.00%
Constant Prepayment Rate (CPR)					
Period		11.77%	12.56%	13.24%	19.53%
Since Cut off		13.84%	13.80%	14.06%	15.43%
Principal Payment Rate (PPR)					
Total Principal Payments in Period		10,151,505.02	14,157,519.42	17,305,419.89	30,892,849.28
Principal Cut off Balance	1,295,980,865.99	1,172,341,367.11	1,158,183,847.69	1,140,878,427.80	1,109,985,578.52
Percentage of Cut off Balance (%)		0.87%	1.22%	1.52%	2.78%
Payment Rate					
Percentage of Interest Due (%)		100.00%	100.00%	100.00%	100.00%
Cumulative Losses					
Percentage of Initial Principal Balance (%)		0.00%	0.00%	0.00%	0.00%



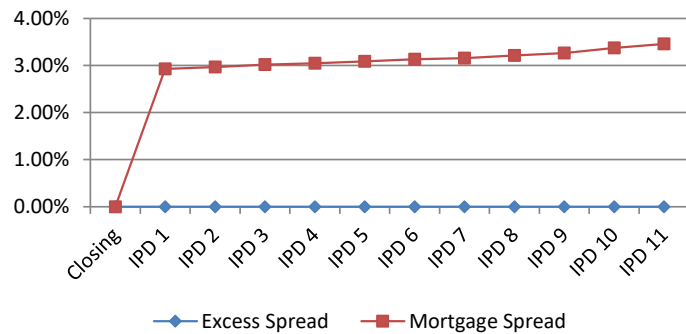
Canterbury Finance No.5 PLC

Monthly Investor Report

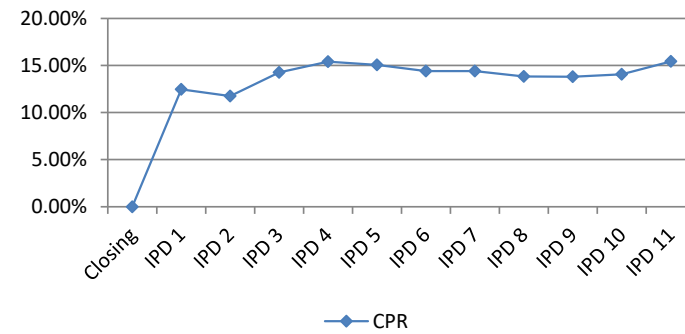
July 2023

Collateral Performance Graphs


Mortgage Margin & Excess Spread



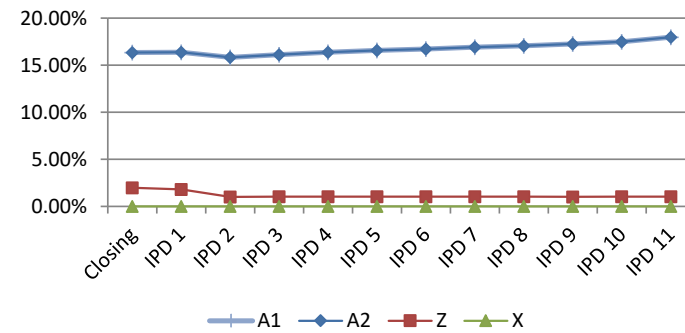
CPR (since issue)



Cumulative Losses



Credit Enhancement





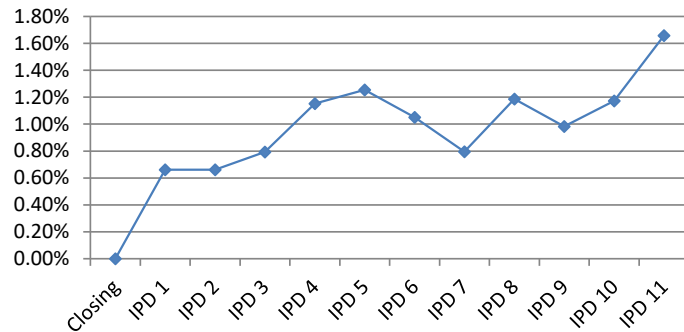
Canterbury Finance No.5 PLC

Monthly Investor Report

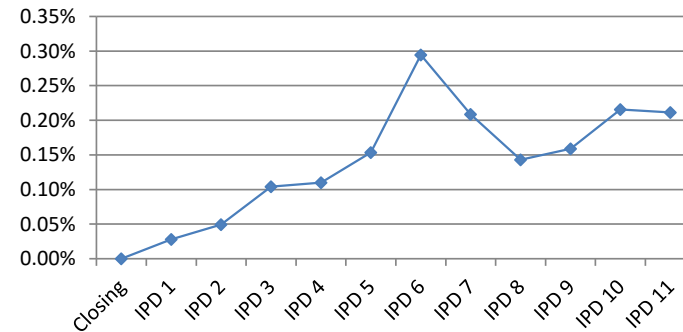
July 2023

Delinquencies Graphs

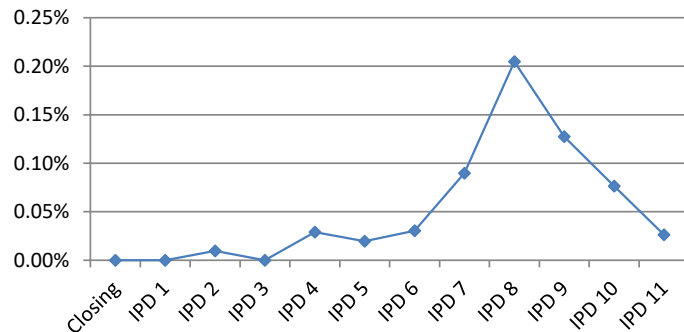
Delinquencies (1-2 Months in Arrears)



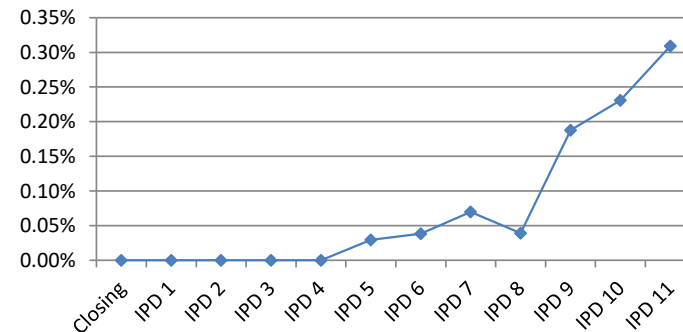
Delinquencies (2-3 Months in Arrears)



Delinquencies (3-4 Months in Arrears)



Delinquencies (4+ Months in Arrears)





Canterbury Finance No.5 PLC Monthly Investor Report

July 2023

Deal Counterparties

Role	Counterparty	DBRS			Fitch			comments
		Long-Term	Short-Term	Rating Trigger	Long-Term	Short-Term	Rating Trigger	
Issuer	Canterbury Finance No.5 PLC							
Holdings	Canterbury Finance Holdings No.5 Limited							
Servicer	OneSavings Bank PLC							
Seller	OneSavings Bank PLC							
Cash Manager	U.S. Bank Global Corporate Trust Limited							
Swap Provider	Banco Santander, S.A.	A(high)	R-1(middle)	A	A	F1	A/F1	
Issuer Account Bank	Elavon Financial Services DAC, UK Branch			A	A+	F1	A/F1	
Security Trustee	U.S. Bank Trustees Limited							
Note Trustee	U.S. Bank Trustees Limited							
Principal Paying Agent	Elavon Financial Services DAC, UK Branch							
Agent Bank	Elavon Financial Services DAC, UK Branch							
Registrar	Elavon Financial Services DAC, UK Branch							
Corporate Services Provider	CSC Capital Markets UK Limited							
Back-up Servicer Facilitator	CSC Capital Markets UK Limited							
Share Trustee	CSC Corporate Services (UK) Limited							
Arranger	Merrill Lynch International							

Pursuant to the Subscription Agreement, OSB, (in its capacity as originator for the purposes of (i) the UK Securitisation Regulation and (ii) under the Transaction Documents in connection with the EU Securitisation Regulation) will undertake to the Lead Manager and the Arranger that it will (i) retain on an ongoing basis the Retained Interest in accordance with (i) the UK Retention Requirement and (ii) the EU Retention Requirement (subject to the Retained Interest), (ii) comply with the disclosure obligations under Article 7(l)(e)(iii) of the UK Securitisation Regulation by confirming the risk retention of the Seller as contemplated by Articles 6(1) and 6.3(a) of the UK Securitisation Regulation, (iii) not sell, hedge or otherwise mitigate (and shall procure that none of its affiliates shall sell, hedge or otherwise mitigate) the credit risk under or associated with the Retained Interest except to the extent permitted under the UK Securitisation Regulation or as would be permitted as determined in accordance with Article 6 of the EU Securitisation Regulation as required for the purposes of Article 5(1)(d) of the EU Securitisation Regulation and (iv) not change the manner or form in which it holds the Retained Interest. As at the Closing Date, such retention requirement will be satisfied by OSB retaining no less than 5 per cent. of the nominal value of each Class of Notes sold to investors in accordance with Article 6(3)(a) of the EU Securitisation Regulation and Article 6(3)(a) of the UK Securitisation Regulation. Any change to the manner in which such interest is held will be notified to the Noteholders.



Canterbury Finance No.5 PLC
Monthly Investor Report

July 2023

Note Distribution Detail

Notes	ISIN / Common Code	Original Principal Balance	No. Of Notes	Beginning Principal Balance	Total Principal Distribution	Ending Principal Balance	Total Interest Distribution	Note Placement
Class A1 Notes	XS2497072285 / 249707228	589,732,000.00	5,897	434,629,561.81	30,892,849.28	403,736,712.53	2,225,049.72	Public
Class A2 Notes	XS2497073176 / 249707317	518,446,000.00	5,184	518,446,000.00	0.00	518,446,000.00	2,698,173.37	Public
Class Z Notes	XS2497073333 / 249707333	187,936,000.00	1,879	187,936,000.00	0.00	187,936,000.00	0.00	Public
Class X Notes	XS2497073507 / 249707350	12,961,000.00	130	5,245,257.50	699,567.85	4,545,689.65	43,335.69	Public
Total		1,309,075,000.00	13,091	1,146,256,819.31	31,592,417.13	1,114,664,402.18	4,966,558.78	



Canterbury Finance No.5 PLC
Monthly Investor Report

July 2023

Note Interest Reconciliation - Accrual

Notes	ISIN / Common Code	Method	Days	Beginning Principal Balance	Rate of Interest	Total Interest Accrued	Other Interest	Total Interest Distribution
Class A1 Notes	XS2497072285 / 249707228	Actual/365 (Fixed)	31	434,629,561.81	6.02770%	2,225,049.72	0.00	2,225,049.72
Class A2 Notes	XS2497073176 / 249707317	Actual/365 (Fixed)	31	518,446,000.00	6.12770%	2,698,173.37	0.00	2,698,173.37
Class Z Notes	XS2497073333 / 249707333	Actual/365 (Fixed)	31	187,936,000.00	0.00000%	0.00	0.00	0.00
Class X Notes	XS2497073507 / 249707350	Actual/365 (Fixed)	31	5,245,257.50	9.72770%	43,335.69	0.00	43,335.69
Total				1,146,256,819.31		4,966,558.78	0.00	4,966,558.78



Canterbury Finance No.5 PLC
Monthly Investor Report

July 2023

Note Interest Reconciliation - Deferred

Notes	ISIN / Common Code	Beginning Deferred Interest	Interest Accrued on Deferred Interest	Current Period Deferred Interest	Deferred Interest Payments	Ending Deferred Interest
Class A1 Notes	XS2497072285 / 249707228	0.00	0.00	0.00	0.00	0.00
Class A2 Notes	XS2497073176 / 249707317	0.00	0.00	0.00	0.00	0.00
Class Z Notes	XS2497073333 / 249707333	0.00	0.00	0.00	0.00	0.00
Class X Notes	XS2497073507 / 249707350	0.00	0.00	0.00	0.00	0.00
Total		0.00	0.00	0.00	0.00	0.00



Canterbury Finance No.5 PLC
Monthly Investor Report

July 2023

Note Principal Reconciliation

Notes	Beginning Principal Balance	Total Principal Distribution	Ending Principal Balance	--- Credit Support ---	
				Original (1)	Current (2)
Class A1 Notes	434,629,561.81	30,892,849.28	403,736,712.53	15.50%	17.97%
Class A2 Notes	518,446,000.00	0.00	518,446,000.00	15.50%	17.97%
Class Z Notes	187,936,000.00	0.00	187,936,000.00	1.00%	1.04%
Class X Notes	5,245,257.50	699,567.85	4,545,689.65	0.00%	0.00%
Total	1,146,256,819.31	31,592,417.13	1,114,664,402.18		

(1) Determined as follows: Original Principal Balance of all subordinate classes plus General Reserve Fund/Total Original Principal Balance

(2) Determined as follows: Ending Principal Balance of all subordinate classes plus General Reserve Fund/Total Ending Principal Balance



Canterbury Finance No.5 PLC
Monthly Investor Report

July 2023

Residual Certificates

Notes	ISIN / Common Code	Total Amount Distribution
RC1 Residual Certificates	XS2497074653 / 249707465	0.00
RC2 Residual Certificates	XS2497074901 / 249707490	0.00
ERC Certificates	XS2497074497 / 249707449	45,668.64
Total		45,668.64



Canterbury Finance No.5 PLC
Monthly Investor Report

July 2023

Ratings Information

Notes	ISIN / Common Code	--- Original Ratings ---		--- Ratings Change / Change Date ¹ ---	
		Fitch	DBRS	Fitch	DBRS
Class A1 Notes	XS2497072285 / 249707228	AAA	AAA		
Class A2 Notes	XS2497073176 / 249707317	AAA	AAA		
Class Z Notes	XS2497073333 / 249707333	NR	NR		
Class X Notes	XS2497073507 / 249707350	NR	NR		

¹ Changed ratings provided on this report are based on information provided by the applicable rating agency via electronic transmission. It shall be understood that this transmission will generally have been provided to U.S. Bank Trustees Limited within 30 days of the payment date listed on this statement. Because ratings may have changed during the 30 day window, or may not be being provided by the rating agency in an electronic format and therefore not being updated on this report, U.S. Bank Trustees Limited recommends that investors obtain current rating information directly from the rating agency.



Canterbury Finance No.5 PLC

Monthly Investor Report

July 2023

Cash Reconciliation

Available Collections		Distributions	
Available Revenue Receipts		Amounts Distributed by the Issuer	
(a) Revenue Receipts (excluding ERC Income)	3,578,177.44	(see Other Required Information page for further detail)	
ERC Income	0.00	Amounts Distributed by the Issuer	2,497,266.29
(b) Interest accrued on the Issuer Accounts	129,383.16		
(c) Swap Amounts	4,328,546.76		
(d) On the Final Redemption Date only, the General Reserve Fund	0.00		
(e) General Reserve Fund Excess Amount	173,054.20		
(f) Reconciliation Amounts	0.00		
(g) Deposit Account	0.00		
(h) Optional Purchase Price	0.00		
(i) Other net income of the Issuer	0.00		
(j) Item (e) of the Pre-Enforcement Redemption PoP	0.00		
less:			
(k) Payment of certain monies which belong to third parties	0.00		
(l) Tax payments	0.00		
(m) Third Party Amounts	0.00		
(n) Early Repayment Charges	45,668.64		
Available Revenue Receipts	8,163,492.92		
Available Redemption Receipts		Distributions to Noteholders	
(a) Redemption Receipts	30,892,849.28	Interest Distribution	4,966,558.78
(b) Principal Deficiency Ledger	0.00	Principal Distribution	31,592,417.13
(c) Enhanced Amortisation Amounts	0.00	Distributions to Noteholders	36,558,975.91
(d) Reconciliation Amounts	0.00		
(e) The amount paid into the Deposit Account on the Closing Date	0.00		
Available Redemption Receipts	30,892,849.28		
General Reserve Fund Liquidity Release Amount		Other Distributions	
	0.00	Issuer Profit Amount	100.00
		Credit to the PDL	0.00
		Credit to General Reserve Fund Ledger	0.00
		Surplus to credit to the Deposit Account	0.00
		Residual Certificates	0.00
		Principal Addition Amounts	0.00
		Surplus applied as Available Revenue Funds	0.00
		Other Distributions	100.00
Total Available Collections	39,056,342.20	Total Distributions	39,056,342.20



Canterbury Finance No.5 PLC
Monthly Investor Report

July 2023

Other Required Information

Amounts Distributed by the Issuer

Note Trustee	0.00
Security Trustee	0.00
Agent Bank	0.00
Registrar	0.00
Paying Agent	0.00
Cash Manager	0.00
Servicer	187,539.29
Back-Up Servicer Facilitator	0.00
Corporate Services Provider	0.00
Issuer Account Bank	0.00
Securitisation Repository	0.00
Third Parties	103,200.00
Transfer Costs	0.00
Swap Counterparty	2,206,527.00
Amounts Distributed by the Issuer	<u>2,497,266.29</u>

Revenue Receipts

Total interest receipts	3,526,638.35
Total fees	1,817.87
Total expenses	4,052.58
Total ERC	45,668.64
Total Revenue Recoveries	0.00
	<u>3,578,177.44</u>



Canterbury Finance No.5 PLC
Monthly Investor Report

July 2023

Mortgage Principal Analysis

	Current Period	Since Issue
Opening mortgage principal balance - close		1,295,980,865.99
Opening mortgage principal balance - current	1,140,878,427.80	
Total opening mortgage principal balance	<u>1,140,878,427.80</u>	<u>1,295,980,865.99</u>
Unscheduled payments (Redemptions)	30,759,478.09	184,354,473.17
Scheduled payments	133,371.19	1,640,814.30
Principal Losses	0.00	0.00
Principal Recoveries	0.00	0.00
Closing mortgage principal balance	<u>1,109,985,578.52</u>	<u>1,109,985,578.52</u>



Canterbury Finance No.5 PLC
Monthly Investor Report

July 2023

Principal Deficiency Ledger

Current Period Principal Deficiency

	<u>Beginning PDL Balance</u>	<u>Deficiency Allocation</u>	<u>PDL Repayment</u>	<u>Ending PDL Balance</u>
Class Z Notes PDL	0.00	0.00	0.00	0.00
Class A2 Notes PDL	0.00	0.00	0.00	0.00
Class A1 Notes PDL	0.00	0.00	0.00	0.00
Total	0.00	0.00	0.00	0.00



Canterbury Finance No.5 PLC
Monthly Investor Report

July 2023

Reserve Fund Ledger			
		Credits	Debits
<u>Issuer Profit Ledger</u>			
Original Issuer Profit Ledger Amount	0.00		
Issuer Profit Ledger Amount as at Close / Previous IPD	1,000.00		
Issuer Profit Ledger Required Amount per Current IPD	100.00		
Top ups on IPD		100.00	
Drawings			0.00
Closing Balance	1,100.00		
<u>General Reserve Fund</u>			
Original General Reserve Fund Amount	12,961,140.00		
General Reserve Fund Amount as at Close / Previous IPD	11,583,169.82		
General Reserve Fund Required Amount per Current IPD	11,410,115.62		
Top ups on IPD		0.00	
Drawings			173,054.20
Closing Balance	11,410,115.62		
<u>Deposit Account</u>			
Original Deposit Account Amount	0.00		
Deposit Account Amount as at Close / Previous IPD	0.00		
Top ups on IPD		0.00	
Drawings			0.00
Closing Balance	0.00		



Canterbury Finance No.5 PLC
Monthly Investor Report

July 2023

Reserve Funds and Principal Allocation

General Reserve Fund

(a) on any Interest Payment Date up to (but excluding) the Final Redemption Date:	
(i) if a General Reserve Fund Amortising Trigger Event has not occurred prior to the Calculation Date immediately preceding such Interest Payment Date, an amount equal to 1.0 per cent. of the then aggregate current Principal Amount Outstanding of the Class A Notes to the Class Z Notes on that Interest Payment Date before the application of the Pre-Enforcement Redemption Priority of Payments; and	11,410,115.62
(ii) if a General Reserve Fund Amortising Trigger Event has occurred prior to the Calculation Date immediately preceding the Interest Payment Date, an amount equal to 1.0 per cent. of the then aggregate current Principal Amount Outstanding of the Class A Notes to the Class Z Notes on the Interest Payment immediately preceding the occurrence of a General Reserve Fund Amortising Trigger Event occurring; and	0.00
(b) on each Interest Payment Date on and following the Final Redemption Date, zero;	0.00

Principal Addition Amount

Available Revenue Receipts & Liquidity Release Amount	7,990,438.72
Amounts due on the Revenue Waterfall from item [(a)] to [(f)] and [(g)]	7,420,589.38
Senior Expenses Deficit	0.00
Principal Addition Amount	0.00



Canterbury Finance No.5 PLC
Monthly Investor Report

July 2023

Swap Transaction Details

Fixed Rate Issuer to Swap Counterparty

Period Start Date (included)	16-Jun-23
Period End date (excluded)	17-Jul-23
Day Count Fraction	0.085
Fixed Rate	2.41000%
Swap Notional Amount	1,078,011,450.00
Total Swap Payment by Issuer to Swap Counterparty	2,206,527.00

Floating Rate Swap Counterparty to Issuer

Period Start Date (included)	16-Jun-23
Period End date (excluded)	17-Jul-23
Day Count Fraction	0.085
Floating Rate	4.72770%
Swap Notional Amount	1,078,011,450.00
Total Swap Payment by Swap Counterparty to Issuer	4,328,546.76

Net Payment Due (Issuer/Swap Counterparty) **-2,122,019.76**



Canterbury Finance No.5 PLC Monthly Investor Report

July 2023

Triggers

<u>Event of Default</u>	<u>Breach (Y/N)</u>
(a) subject to Condition 17 (Subordination by Deferral), if default is made in the payment of any principal or interest due in respect of the Notes and the default continues for: (i) a period of five Business Days in the case of principal, or (ii) three Business Days in the case of interest; or	No
(b) if the Issuer fails to perform or observe any of its other obligations under these Conditions or any Transaction Document to which it is a party and the failure continues for a period of 15 days (or such longer period as the Note Trustee may permit) (except that in any case where the Note Trustee considers the failure to be incapable of remedy, then no continuation or notice as is aforementioned will be required) following the service by the Note Trustee on the Issuer of notice requiring the same to be remedied; or	No
(c) if any representation or warranty made by the Issuer under any Transaction Document is incorrect when made and the matters giving rise to such misrepresentation are not remedied within a period of 15 days (or such longer period as the Note Trustee may permit) (except that in any case where the Note Trustee considers the matters giving rise to such misrepresentation to be incapable of remedy, then no continuation or notice as is hereinafter mentioned will be required) following the service by the Note Trustee on the Issuer of notice requiring the same to be remedied; or	No
(d) if any order is made by any competent court or any resolution is passed for the winding up or dissolution of the Issuer, save for the purposes of reorganisation on terms approved in writing by the Note Trustee or by Extraordinary Resolution of the Noteholders; or	No
(e) if (i) the Issuer ceases or threatens to cease to carry on the whole or a substantial part of its business, save for the purposes of reorganisation on terms approved in writing by the Note Trustee or by Extraordinary Resolution of the Noteholders, or (ii) the Issuer stops or threatens to stop payment of, or is unable to, or admits inability to, pay its debts (or any class of its debts) as they fall due or the value of its assets falls to less than the amount of its liabilities (taking into account its contingent and prospective liabilities) or (iii) the Issuer is deemed unable to pay its debts pursuant to or for the purposes of any applicable law or is adjudicated or found bankrupt or insolvent; or	No
(f) if proceedings are initiated against the Issuer under any applicable liquidation, insolvency, composition, reorganisation or other similar laws or an application is made (or documents filed with a court) for the appointment of an administrative or other receiver, manager, administrator or other similar official, or an administrative or other receiver, manager, administrator or other similar official is appointed, in relation to the Issuer or, as the case may be, in relation to the whole or any part of the undertaking or assets of the Issuer, and in any such case (other than the appointment of an administrator or an administrative receiver appointed following presentation of a petition for an administration order), unless initiated by the Issuer, is not discharged within 30 days; or	No



Canterbury Finance No.5 PLC
Monthly Investor Report

July 2023

Triggers

(g) if the Issuer (or its directors or shareholders) initiates or consents to judicial proceedings relating to itself under any applicable liquidation, insolvency, composition, reorganisation or other similar laws or makes a conveyance or assignment for the benefit of, or enters into any composition or other arrangement with, its creditors generally (or any class of its creditors) or takes steps with a view to obtaining a moratorium in respect of any of its indebtedness or any meeting is convened to consider a proposal for an arrangement or composition with its creditors generally (or any class of its creditors). No

Mandatory Redemption of the Notes

8.3 (a) Optional Purchase Price received			No
8.3 (b) Ten Per cent clean up call			No
	Current	Trigger	
	1,109,985,578.52	129,611,400.00	
8.4 Taxation or Other Reasons			No



Canterbury Finance No.5 PLC

Monthly Investor Report

July 2023

Portfolio Performance

As at: 30/06/2023

	This Period				Last Period			
	No.	Balance	Arrears	%	No.	Balance	Arrears	%
Total								
No. of Loans Paying => Monthly CMS	4,999	1,091,186,023.05	46,237.91	98.31%	5,187	1,127,215,577.88	42,035.49	98.80%
No. of Loans Paying => 75% Monthly CMS	2	302,885.90	2,861.20	0.03%	3	755,513.09	3,968.77	0.07%
No. of Loans Paying < 75% Monthly CMS	3	2,368,476.00	22,791.72	0.21%	4	795,940.48	12,927.32	0.07%
No. of Loans That Made No Payment	57	16,128,193.57	112,333.07	1.45%	52	12,111,396.35	88,299.26	1.06%
Total	5,061	1,109,985,578.52	184,223.90	100.00%	5,246	1,140,878,427.80	147,230.84	100.00%
% Original Principal Balance				84.20%				86.98%
% Outstanding Principal Balance				98.31%				98.80%
1 to 2 Months								
No. of Loans Paying => Monthly CMS	29	8,128,925.41	32,539.86	0.73%	20	7,028,673.99	25,093.64	0.62%
No. of Loans Paying => 75% Monthly CMS	1	214,695.28	1,331.16	0.02%	0	0.00	0.00	0.00%
No. of Loans Paying < 75% Monthly CMS	0	0.00	0.00	0.00%	1	163,091.63	859.47	0.01%
No. of Loans That Made No Payment	34	10,057,665.93	36,235.55	0.91%	30	6,188,622.51	22,844.14	0.54%
Total	64	18,401,286.62	70,106.57	1.66%	51	13,380,388.13	48,797.25	1.17%
% Original Principal Balance				1.42%				1.03%
% Outstanding Principal Balance				1.66%				1.17%
2 to 3 Months								
No. of Loans Paying => Monthly CMS	2	745,112.55	4,177.94	0.07%	3	902,891.24	6,937.13	0.08%
No. of Loans Paying => 75% Monthly CMS	1	88,190.62	1,530.04	0.01%	1	110,447.51	1,044.80	0.01%
No. of Loans Paying < 75% Monthly CMS	0	0.00	0.00	0.00%	0	0.00	0.00	0.00%
No. of Loans That Made No Payment	6	1,512,616.70	10,744.24	0.14%	8	1,448,047.33	9,828.55	0.13%
Total	9	2,345,919.87	16,452.22	0.21%	12	2,461,386.08	17,810.48	0.22%
% Original Principal Balance				0.18%				0.19%
% Outstanding Principal Balance				0.21%				0.22%



Canterbury Finance No.5 PLC

Monthly Investor Report

July 2023

Portfolio Performance

As at: 30/06/2023

	This Period				Last Period			
	No.	Balance	Arrears	%	No.	Balance	Arrears	%
3 to 4 Months								
No. of Loans Paying => Monthly CMS	0	0.00	0.00	0.00%	0	0.00	0.00	0.00%
No. of Loans Paying => 75% Monthly CMS	0	0.00	0.00	0.00%	0	0.00	0.00	0.00%
No. of Loans Paying < 75% Monthly CMS	0	0.00	0.00	0.00%	1	375,214.30	11,439.15	0.03%
No. of Loans That Made No Payment	2	292,277.28	2,733.21	0.03%	3	495,731.82	5,656.19	0.04%
Total	2	292,277.28	2,733.21	0.03%	4	870,946.12	17,095.34	0.08%
% Original Principal Balance				0.02%				
% Outstanding Principal Balance				0.03%				
4+ Months								
No. of Loans Paying => Monthly CMS	0	0.00	0.00	0.00%	0	0.00	0.00	0.00%
No. of Loans Paying => 75% Monthly CMS	0	0.00	0.00	0.00%	0	0.00	0.00	0.00%
No. of Loans Paying < 75% Monthly CMS	1	375,214.30	13,751.33	0.03%	0	0.00	0.00	0.00%
No. of Loans That Made No Payment	7	3,055,520.74	60,208.45	0.28%	5	2,632,159.95	46,076.23	0.23%
Total	8	3,430,735.04	73,959.78	0.31%	5	2,632,159.95	46,076.23	0.23%
% Original Principal Balance				0.26%				
% Outstanding Principal Balance				0.31%				

NB: The Administrator does not report Days in Arrears but Month in Arrears as referred to by the deal documentation



Canterbury Finance No.5 PLC
Monthly Investor Report

July 2023

Collateral Report

As at: 30/06/2023

	<u>At Close</u>	<u>This Period</u>	<u>Last Period</u>
Original Principal Balance as at close	1,295,980,865.99		
Total Original Number of Loans	5,914		
Outstanding Principal Balance as at prior month end		1,109,985,578.52	1,140,878,427.80
Total Current Number of Loans		5,061	5,246
Total number of performing loans		4,978	5,174
Total value of performing loans		1,085,515,359.71	1,121,533,547.52
Total number of 3+ months		10	9
Total value of 3+ months		3,723,012.32	3,503,106.07
Percentage 3+ months on Original Balance		0.29%	0.27%
Percentage 3+ months on Outstanding Balance		0.34%	0.31%
Total Value of Arrears Cases		24,470,218.81	19,344,880.28
Total Number of Arrears Cases		83	72
% Original Principal Balance		1.89%	1.49%
% Outstanding Principal Balance		2.20%	1.70%



Canterbury Finance No.5 PLC
Monthly Investor Report

July 2023

Collateral Report

As at: 30/06/2023

	<u>This Period</u>	<u>Last Period</u>
REPOSSESSIONS		
Number of Repossessions this Period	0	0
Repossessions Cured	0	0
Total Number of Properties Unsold	0	0
Principal Balance Unsold	0.00	0.00
Principal Balance Cured	0.00	0.00
% Original Principal Balance	0.00%	0.00%
%Outstanding Principal Balance	0.00%	0.00%

	<u>This Period</u>	<u>Last Period</u>
	<u>Current Balance</u>	<u>Current Balance</u>
SALES OF REPOSSESSIONS		
Total Number of Repossessions Sold since close	0	0
Total Value of Property Sold	0.00	0.00
Value of Properties Repossessed this period	0.00	0.00
Cumulative Value of Properties Repossessed since close	0.00	0.00
Number of Properties sold this period	0	0
Value of Properties sold this period	0.00	0.00
Cumulative Loss on Sale	0.00	0.00
Cumulative Loss on Sale % of Original Principal Balance	0.00%	0.00%
Cumulative Redemption Shortfalls incurred	0.00	0.00
Period Losses	0.00	0.00
Cumulative Losses	0.00	0.00



Canterbury Finance No.5 PLC Monthly Investor Report

July 2023

Prepayment Rate (CPR)

	This Period	Last Period
<p>Average Constant Prepayment Rate (CPR) Since Issue with Calculation</p> <p>Average CPR speed is the amount expressed as an annualised percentage of principal prepaid in excess of scheduled repayments. The average CPR speed is calculated by first dividing the Current Residential Mortgage Loan Principal Balance (i.e. the actual balance) by the Scheduled Residential Mortgage Loan Principal Balance assuming no prepayments have been made (i.e. only scheduled repayments have been made). The quotient is then raised to a power whereby the exponent is the quantity twelve divided by the number of months since issue. Subtract this result from one then multiply it by one hundred (100) to determine the Average CPR speed.</p> <p>The calculation is expressed as follows: $CPR_{Avg} = 100 \times \left[1 - \left(\frac{\text{Current Residential Mortgage Loan Principal Balance}}{\text{Scheduled Residential Mortgage Loan Principal Balance}} \right)^{\frac{12}{\text{months since}}} \right]$</p>	15.43%	14.06%
<p>3 Month Periodical Constant Prepayment Rate (CPR) with Calculation (Annualised)</p> <p>Annualised Periodical CPR speed is the amount expressed as a periodical percentage of principal prepaid in excess of scheduled repayments. The Periodical CPR speed is calculated by first dividing the Current Residential Mortgage Loan Principal Balance (i.e. the actual balance) by the Scheduled Residential Mortgage Loan Principal Balance in the period assuming no prepayments have been made (i.e. only scheduled repayments have been made). This quotient is then raised to a power whereby the exponent is the quantity twelve divided by the number of months in the period. Subtract this result from the one then multiply it by one hundred (100) to determined the Periodical CPR speed.</p> <p>The calculation is expressed as follows: $\text{Periodical CPR} = 100 \times \left[1 - \left(\frac{\text{Current Residential Mortgage Loan Principal Balance}}{\text{Scheduled Residential Mortgage Loan Principal Balance}} \right)^{\frac{12}{\text{months in period}}} \right]$</p>	19.53%	13.24%
<p>12 Month Periodical Constant Prepayment Rate (CPR) with Calculation (Annualised)</p> <p>Annualised Periodical CPR speed is the amount expressed as a periodical percentage of principal prepaid in excess of scheduled repayments. The Periodical CPR speed is calculated by first dividing the Current Residential Mortgage Loan Principal Balance (i.e. the actual balance) by the Scheduled Residential Mortgage Loan Principal Balance in the period assuming no prepayments have been made (i.e. only scheduled repayments have been made). This quotient is then raised to a power whereby the exponent is the quantity twelve divided by the number of months in the period. Subtract this result from the one then multiply it by one hundred (100) to determined the Periodical CPR speed.</p> <p>The calculation is expressed as follows: $\text{Periodical CPR} = 100 \times \left[1 - \left(\frac{\text{Current Residential Mortgage Loan Principal Balance}}{\text{Scheduled Residential Mortgage Loan Principal Balance}} \right)^{\frac{12}{\text{months in period}}} \right]$</p>	n.a.	n.a.



Canterbury Finance No.5 PLC

Monthly Investor Report

July 2023

Pre-Enforcement Revenue Priority of Payments		
<u>Available Revenue Receipts</u>	This IPD	Last IPD
	8,163,492.92	8,047,234.64
(a) first, in or towards satisfaction pro rata and pari passu according to the respective amounts thereof of:		
(i) any fees, costs, charges, Liabilities, expenses and all other amounts then due to the Note Trustee and any Appointee under the provisions of the Trust Deed and the other Transaction Documents together with (if payable) VAT thereon as provided therein; and	0.00	0.00
(ii) any fees, costs, charges, Liabilities, expenses and all other amounts then due to the Security Trustee and any Appointee under the provisions of the Deed of Charge and the other Transaction Documents together with (if payable) VAT thereon as provided therein;	0.00	0.00
(b) second, in or towards satisfaction pro rata and pari passu according to the respective amounts thereof (in each case without double counting) of:		
(i) any remuneration then due and payable to the Agent Bank, the Registrar and the Paying Agent and any fees, costs, charges, Liabilities and expenses then due to them under the provisions of the Agency Agreement, together with (if payable) VAT thereon as provided therein;		
Agent Bank	0.00	0.00
Registrar	0.00	0.00
Paying Agent	0.00	0.00
(ii) any amounts then due and payable to the Cash Manager and any fees, costs, charges, Liabilities and expenses then due under the provisions of the Cash Management Agreement, together with VAT (if payable) thereon as provided therein;	0.00	0.00
(iii) any amounts then due and payable to the Servicer and any fees (including the Servicer Fee), costs, charges, Liabilities and expenses then due under the provisions of the Servicing Agreement, together with VAT (if payable) thereon as provided therein;	187,539.29	196,752.40
(iv) any amounts then due and payable to the Back-Up Servicer Facilitator and any fees, costs, charges, Liabilities and expenses then due under the provisions of the Servicing Agreement, together with (if payable) VAT thereon as provided therein;	0.00	0.00
(v) any amounts then due and payable to the Corporate Services Provider and any fees, costs, charges, Liabilities and expenses then due under the provisions of the Corporate Services Agreement, together with (if payable) VAT thereon as provided therein;	0.00	0.00
(vi) any amounts then due and payable to the Issuer Account Bank and any fees, costs, charges, Liabilities and expenses then due under the provisions of the Bank Account Agreement, together with (if applicable) VAT thereon as provided therein; and	0.00	0.00
(vii) if applicable, the fees, costs, liabilities and expenses of the securitisation repository or any other third-party website provider;	0.00	0.00
(c) third, in or towards satisfaction pro rata and pari passu according to the respective amounts thereof of:		



Canterbury Finance No.5 PLC Monthly Investor Report

July 2023

Pre-Enforcement Revenue Priority of Payments

(i) any amounts due and payable by the Issuer to third parties and incurred without breach by the Issuer of the Transaction Documents to which it is a party (and for which payment has not been provided for elsewhere) and any amounts required to pay or discharge any liability of the Issuer for corporation tax of the Issuer (but only to the extent not capable of being satisfied out of amounts retained by the Issuer under item (e) below); and	103,200.00	0.00
(ii) any Transfer Costs which the Servicer has failed to pay pursuant to Clause 18.3 of the Servicing Agreement;	0.00	0.00
(d) fourth, to provide for amounts due on the relevant Swap Payment Date, to pay, in or towards satisfaction of any amounts due to the Swap Provider in respect of the Swap Agreement (including any termination payment due and payable by the Issuer to the extent it is not satisfied by the payment by the Issuer to the Swap Provider of any Replacement Swap Premium or from the Swap Collateral Account Priority of Payments but excluding, if applicable, any related Hedge Subordinated Amounts);	2,206,527.00	2,268,494.44
(e) fifth, to pay the Issuer an amount equal to £100 to be retained by the Issuer as profit in respect of the business of the Issuer (the "Issuer Profit Amount");	100.00	100.00
(f) sixth, to provide for amounts due on the relevant Interest Payment Date, to pay, pro rata and pari passu, interest due and payable on the Class A1 Notes and the Class A2 Notes;		
Class A1 Notes Interest	2,225,049.72	2,195,306.98
Class A2 Notes Interest	2,698,173.37	2,562,421.48
(g) seventh, to credit the General Reserve Fund Ledger up to the General Reserve Fund Required Amount;	0.00	0.00
(h) eighth, (so long as the Class A1 Notes or the Class A2 Notes remain outstanding following such Interest Payment Date), to credit the Class A Principal Deficiency Sub-Ledger in an amount sufficient to eliminate any debit thereon (such amounts to be applied in repayment of principal as Available Redemption Receipts);		
Class A1 Notes PDL	0.00	0.00
Class A2 Notes PDL	0.00	0.00
(i) ninth, (so long as the Class Z Notes remain outstanding following such Interest Payment Date), to credit the Class Z Principal Deficiency Sub-Ledger in an amount sufficient to eliminate any debit thereon (such amounts to be applied in repayment of principal as Available Redemption Receipts);	0.00	0.00
(j) tenth, to provide for amounts due on the relevant Interest Payment Date, to pay, pro rata and pari passu, interest due and payable on the Class CZ Notes;	0.00	0.00
(k) eleventh, to provide for amounts due on the relevant Interest Payment Date, to pay in accordance with the terms of the Swap Agreement to the Swap Provider in respect of any Hedge Subordinated Amounts (to the extent not satisfied by payment to the Swap Provider by the Issuer of any applicable Replacement Swap Premium or from the Swap Collateral Account Priority of Payments);	0.00	0.00
(l) twelfth, on any Interest Payment Date occurring on or after the Optional Redemption Date or the Final Redemption Date an amount equal to the lesser of:	0.00	0.00
(i) all remaining amounts (if any); and		



Canterbury Finance No.5 PLC
Monthly Investor Report

July 2023

Pre-Enforcement Revenue Priority of Payments

(ii) the amount required by the Issuer to pay in full all amounts payable under items (a) to (d) (inclusive) of the Pre-Enforcement Redemption Priority of Payments, less any Available Redemption Receipts (other than item (c) of the definition thereof) otherwise available to the Issuer, to be applied as Available Redemption Receipts;			
(m)	thirteenth, to provide for amounts due on the relevant Interest Payment Date, to pay, pro rata and pari passu, interest due and payable on the Class X Notes;	43,335.69	48,170.20
(n)	fourteenth, to provide for amounts due on the relevant Interest Payment Date, to pay, pro rata and pari-passu, principal due and payable on the Class X Notes until the Principal Amount Outstanding on the Class X Notes has been reduced to zero;	699,567.85	775,989.14
(o)	fifteenth, on any Interest Payment Date falling within a Determination Period, all remaining amounts to be credited to the Deposit Account to be applied on the next Interest Payment Date as Available Revenue Receipts; and	0.00	0.00
(p)	sixteenth, on any Interest Payment Date prior to (but excluding) the Optional Redemption Date any excess amounts pro rata and pari passu as RC1 Payments to the holders of the RC1 Residual Certificates and thereafter, any excess amounts pro rata and pari passu as RC2 Payments to the holders of the RC2 Residual Certificates.		
	RC1 Payments	0.00	0.00
	RC2 Payments	0.00	0.00
	Total paid	<u>8,163,492.92</u>	<u>8,047,234.64</u>
Excess Spread (%)	0.00		
ERC Certificates	45,668.64		



Canterbury Finance No.5 PLC
Monthly Investor Report

July 2023

Pre-Enforcement Redemption Priority of Payments		
	This IPD	Last IPD
<u>Available Redemption Receipts</u>	30,892,849.28	17,305,419.89
(a) first, any Principal Addition Amounts to be applied to meet any Senior Expenses Deficit;	0.00	0.00
(b) second, in or towards repayment, pro rata and pari passu, of principal amounts outstanding on the Class A1 Notes until the Principal Amount Outstanding on the Class A1 Notes has been reduced to zero;	30,892,849.28	17,305,419.89
(c) third, in or towards repayment, pro rata and pari passu, of principal amounts outstanding on the Class A2 Notes until the Principal Amount Outstanding on the Class A2 Notes has been reduced to zero;	0.00	0.00
(d) fourth, in or towards repayment, pro rata and pari passu, of principal amounts outstanding on the Class Z Notes until the Principal Amount Outstanding on the Class Z Notes has been reduced to zero;	0.00	0.00
(e) fifth, any excess amounts as Available Revenue Receipts.	0.00	0.00
Total paid	<u>30,892,849.28</u>	<u>17,305,419.89</u>



Canterbury Finance No.5 PLC

Monthly Investor Report

July 2023

Swap Collateral Account Priority of Payments		
<u>Amounts and securities standing to the credit of each Swap Collateral Account</u>	This IPD	Last IPD
	0.00	0.00
(a) to pay an amount equal to any Swap Tax Credits received by the Issuer to the relevant Swap Provider;	0.00	0.00
(b) prior to the designation of an Early Termination Date (as defined in the Swap Agreement, the Early Termination Date) in respect of the Swap Agreement, solely in or towards payment or discharge of any Return Amounts (as defined in the Swap Credit Support Annex), Interest Amounts and Distributions (as defined in the Swap Credit Support Annex), on any day, directly to the Swap Provider;	0.00	0.00
(c) following the designation of an Early Termination Date in respect of the Swap Agreement where (A) such Early Termination Date has been designated following a Swap Provider Default or Swap Provider Downgrade Event and (B) the Issuer enters into a Replacement Swap Agreement in respect of the Swap Agreement on or around the Early Termination Date of the Swap Agreement, on the later of the day on which such Replacement Swap Agreement is entered into, the day on which a termination payment (if any) payable to the Issuer has been received and the day on which a Replacement Swap Premium (if any) payable to the Issuer has been received, in the following order of priority:		
(i) first, in or towards payment of a Replacement Swap Premium (if any) payable by the Issuer to a replacement swap provider in order to enter into a Replacement Swap Agreement with the Issuer with respect to the Swap Agreement being terminated;	0.00	0.00
(ii) second, in or towards payment of any termination payment due to the outgoing Swap Provider; and	0.00	0.00
(iii) third, the surplus (if any) on such day to be transferred to the Deposit Account to be applied as Available Revenue Receipts;	0.00	0.00
(d) following the designation of an Early Termination Date in respect of the Swap Agreement where: (A) such Early Termination Date has been designated otherwise than as a result of one of the events specified at item (c)(A) above, and (B) the Issuer enters into a Replacement Swap Agreement in respect of the Swap Agreement on or around the Early Termination Date of the Swap Agreement, on the later of the day on which such Replacement Swap Agreement is entered into, the day on which a termination payment (if any) payable to the Issuer has been received and the day on which a Replacement Swap Premium (if any) payable to the Issuer has been received, in the following order of priority:		
(i) first, in or towards payment of any termination payment due to the outgoing Swap Provider;	0.00	0.00
(ii) second, in or towards payment of a Replacement Swap Premium (if any) payable by the Issuer to a replacement swap provider in order to enter into a Replacement Swap Agreement with the Issuer with respect to the Swap Agreement being terminated; and	0.00	0.00
(iii) third, any surplus on such day to be transferred to the Deposit Account to be applied as Available Revenue Receipts;	0.00	0.00
(e) following the designation of an Early Termination Date in respect of the Swap Agreement for any reason where the Issuer does not enter into a Replacement Swap Agreement in respect of the Swap Agreement on or around the Early Termination Date of the Swap Agreement and, on the date on which the relevant payment is due, in or towards payment of any termination payment due to the outgoing Swap Provider; and	0.00	0.00
(f) following payments of amounts due pursuant to item (e) above, if amounts remain standing to the credit of a Swap Collateral Account, such amounts may be applied only in accordance with the following provisions:		



Canterbury Finance No.5 PLC
Monthly Investor Report

July 2023

Swap Collateral Account Priority of Payments

<p>(i) first, in or towards payment of a Replacement Swap Premium (if any) payable by the Issuer to a replacement swap provider in order to enter into a Replacement Swap Agreement with the Issuer with respect to the Swap Agreement; and</p>	0.00	0.00
<p>(ii) second, any surplus remaining after payment of such Replacement Swap Premium to be transferred to the Deposit Account to be applied as Available Revenue Receipts, provided that for so long as the Issuer does not enter into a Replacement Swap Agreement with respect to the Swap Agreement, on each Swap Payment Date, the Issuer (or the Cash Manager on its behalf) will be permitted to withdraw an amount from the Swap Collateral Account (which shall be debited to the Swap Collateral Ledger), equal to the excess of the Swap Provider Swap Amount over the Issuer Swap Amount which would have been paid by the Swap Provider to the Issuer on such Swap Payment Date but for the designation of an Early Termination Date under the Swap Agreement, such surplus to be transferred to the Deposit Account to be applied as Available Revenue Receipts; and provided further that for so long as the Issuer does not enter into a Replacement Swap Agreement with respect to the Swap Agreement on or prior to the earlier of: (A) the Calculation Date immediately before the Interest Payment Date on which the Principal Amount Outstanding of all Collateralised Notes would be reduced to zero (taking into account any Swap Collateral Account Surplus to be applied as Available Revenue Receipts on such Interest Payment Date); or (B) the day on which an Enforcement Notice is given pursuant to</p>	0.00	0.00
Total paid	<u><u>0.00</u></u>	<u><u>0.00</u></u>



Canterbury Finance No.5 PLC

Monthly Investor Report

July 2023

Post-Enforcement Priority of Payments		
<u>Available Funds</u>	This IPD	Last IPD
0.00	0.00	0.00
(a) first, in or towards satisfaction, pro rata and pari passu, according to the respective amounts thereof of:		
(i) any fees, costs, charges, Liabilities, expenses and all other amounts then due and payable to the Note Trustee, Receiver and any Appointee under the provisions of the Trust Deed and the other Transaction Documents, together with (if payable) VAT thereon as provided therein; and	0.00	0.00
(ii) any fees, costs, charges, Liabilities, expenses and all other amounts then due and payable to the Security Trustee, Receiver and any Appointee under the provisions of the Deed of Charge and the other Transaction Documents, together with (if payable) VAT thereon as provided therein;	0.00	0.00
(b) second, in or towards satisfaction, pro rata and pari passu, according to the respective amounts thereof of:		
(i) any remuneration then due and payable to the Agent Bank, the Registrar and the Paying Agents and any costs, charges, Liabilities and expenses then due and payable to them under the provisions of the Agency Agreement, together with (if payable) VAT thereon as provided therein;		
Agent Bank	0.00	0.00
Registrar	0.00	0.00
Paying Agent	0.00	0.00
(ii) any amounts then due and payable to the Cash Manager and any fees, costs, charges, Liabilities and expenses then due under the provisions of the Cash Management Agreement, together with VAT (if payable) thereon as provided therein;	0.00	0.00
(iii) any amounts then due and payable to the Servicer and any fees (including the Servicer Fee), costs, charges, Liabilities and expenses then due under the provisions of the Servicing Agreement, together with VAT (if payable) as provided therein;	0.00	0.00
(iv) any amounts then due and payable to the Back-Up Servicer Facilitator and any fees, costs, charges, Liabilities and expenses then due under the provisions of the Servicing Agreement, together with (if payable) VAT thereon as provided therein;	0.00	0.00
(v) any amounts then due and payable to the Corporate Services Provider and any fees, costs, charges, Liabilities and expenses then due and payable to the Corporate Services Provider under the provisions of the Corporate Services Agreement together with (if payable) VAT thereon as provided therein;	0.00	0.00
(vi) any amounts then due and payable to the Issuer Account Bank and any fees, costs, charges, Liabilities and expenses then due and payable to the Issuer Account Bank under the provisions of the Bank Account Agreement, together with (if payable) VAT thereon as provided therein; and	0.00	0.00
(vii) if applicable, the fees, costs, liabilities and expenses of the securitisation repository or any other third-party website provider;	0.00	0.00



Canterbury Finance No.5 PLC

Monthly Investor Report

July 2023

Post-Enforcement Priority of Payments

<p>(c) third, to pay in or towards satisfaction of any amounts due to the Swap Provider in respect of the Swap Agreement (including any termination payment due and payable by the Issuer to the extent it is not satisfied by any payments by the Issuer to the Swap Provider under the Swap Collateral Account Priority of Payments but excluding, if applicable, any related Hedge Subordinated Amounts);</p>	0.00	0.00
<p>(d) fourth, to pay, pro rata and pari passu, according to the respective outstanding amounts thereof interest and principal due and payable on the Class A1 Notes and the Class A2 Notes until the Principal Amount Outstanding on the Class A1 Notes and the Class A2 Notes has been reduced to zero;</p>		
Class A1 Notes Interest	0.00	0.00
Class A2 Notes Interest	0.00	0.00
Class A1 Notes Principal	0.00	0.00
Class A2 Notes Principal	0.00	0.00
<p>(e) fifth, to pay, pro rata and pari passu, according to the respective outstanding amounts thereof, interest and principal due and payable on the Class Z Notes until the Principal Amount Outstanding on the Class Z Notes has been reduced to zero;</p>		
Class Z Notes Interest	0.00	0.00
Class Z Notes Principal	0.00	0.00
<p>(f) sixth, to pay in accordance with the terms of the Swap Agreement to the Swap Provider in respect of any Hedge Subordinated Amounts (to the extent not satisfied by payment to the Swap Provider by the Issuer of any applicable amount under the Swap Collateral Account Priority of Payments);</p>	0.00	0.00
<p>(g) seventh, to pay, pro rata and pari passu, according to the respective outstanding amounts thereof, interest and principal due and payable on the Class X Notes until the Principal Amount Outstanding on the Class X Notes has been reduced to zero;</p>		
Class X Notes Interest	0.00	0.00
Class X Notes Principal	0.00	0.00
<p>(h) eighth, to pay the Issuer Profit Amount; and</p>	0.00	0.00
<p>(i) ninth, on any Interest Payment Date prior to (but excluding) the Optional Redemption Date to pay any excess amounts, pro rata and pari passu as RC1 Payments to the holders of the RC1 Residual Certificates and thereafter to pay any excess amounts, pro rata and pari passu, on such Interest Payment Date, as RC2 Payments to the holders of the RC2 Residual Certificates.</p>		
RC1 Payments	0.00	0.00
RC2 Payments	0.00	0.00
Total paid	<u><u>0.00</u></u>	<u><u>0.00</u></u>



Canterbury Finance No.5 PLC Monthly Investor Report

July 2023

Portfolio Analysis

Current Balance	Current Balance	Current Balance (%)	Number of Accounts	Number of Accounts (%)
0 <=x< 50,000	321,241.62	0.03%	13	0.26%
50,000 <=x< 100,000	87,915,932.94	7.92%	1,135	22.41%
100,000 <=x< 150,000	129,709,958.99	11.69%	1,051	20.75%
150,000 <=x< 200,000	132,896,741.35	11.97%	760	15.01%
200,000 <=x< 250,000	131,567,553.38	11.85%	588	11.61%
250,000 <=x< 300,000	110,809,922.99	9.98%	404	7.98%
300,000 <=x< 350,000	115,844,045.72	10.44%	358	7.07%
350,000 <=x< 400,000	86,750,363.30	7.82%	233	4.60%
400,000 <=x< 450,000	56,950,723.17	5.13%	134	2.65%
450,000 <=x< 500,000	52,033,736.65	4.69%	110	2.17%
500,000 <=x< 550,000	23,564,331.63	2.12%	45	0.89%
550,000 <=x< 600,000	29,435,917.98	2.65%	51	1.01%
600,000 <=x< 650,000	22,346,594.74	2.01%	36	0.71%
650,000 <=x	129,759,946.69	11.69%	146	2.88%
Total	1,109,907,011.15	100.00%	5,064	100.00%

Original Balance	Current Balance	Current Balance (%)	Number of Accounts	Number of Accounts (%)
0 <=x< 50,000	0.00	0.00%	0	0.00%
50,000 <=x< 100,000	86,688,054.94	7.81%	1,126	22.24%
100,000 <=x< 150,000	127,824,221.78	11.52%	1,042	20.58%
150,000 <=x< 200,000	135,776,596.51	12.23%	785	15.50%
200,000 <=x< 250,000	131,289,991.33	11.83%	587	11.59%
250,000 <=x< 300,000	107,400,036.31	9.68%	394	7.78%
300,000 <=x< 350,000	118,504,738.09	10.68%	368	7.27%
350,000 <=x< 400,000	86,060,226.25	7.75%	234	4.62%
400,000 <=x< 450,000	57,619,759.28	5.19%	136	2.69%
450,000 <=x< 500,000	51,753,018.18	4.66%	110	2.17%
500,000 <=x< 550,000	25,056,628.68	2.26%	48	0.95%
550,000 <=x< 600,000	29,451,915.02	2.65%	51	1.01%
600,000 <=x< 650,000	21,687,513.19	1.95%	35	0.69%
650,000 <=x	130,794,311.59	11.78%	148	2.92%
Total	1,109,907,011.15	100.00%	5,064	100.00%



Canterbury Finance No.5 PLC

Monthly Investor Report

July 2023

Portfolio Analysis

Original LTV	Current Balance	Current Balance (%)	Number of Accounts	Number of Accounts (%)
0% <=x< 70%	177,233,383.99	15.97%	741	14.63%
70% <=x< 75%	124,864,691.47	11.25%	439	8.67%
75% <=x< 80%	688,454,927.14	62.03%	3,389	66.92%
80% <=x< 85%	99,873,523.42	9.00%	415	8.20%
85% <=x< 90%	19,480,485.13	1.76%	80	1.58%
90% <=x< 95%	0.00	0.00%	0	0.00%
95% <=x	0.00	0.00%	0	0.00%
No Data	0.00	0.00%	0	0.00%
Total	1,109,907,011.15	100.00%	5,064	100.00%

Current LTV	Current Balance	Current Balance (%)	Number of Accounts	Number of Accounts (%)
0% <=x< 70%	442,634,117.64	39.88%	2,129	42.04%
70% <=x< 75%	403,631,183.47	36.37%	1,881	37.14%
75% <=x< 80%	227,518,252.67	20.50%	913	18.03%
80% <=x< 85%	29,811,637.99	2.69%	121	2.39%
85% <=x< 90%	6,311,819.38	0.57%	20	0.39%
90% <=x< 95%	0.00	0.00%	0	0.00%
95% <=x	0.00	0.00%	0	0.00%
No Data	0.00	0.00%	0	0.00%
Total	1,109,907,011.15	100.00%	5,064	100.00%

Origination Year	Current Balance	Current Balance (%)	Number of Accounts	Number of Accounts (%)
2017	23,675,960.80	2.13%	104	2.05%
2018	40,448,828.25	3.64%	195	3.85%
2019	118,335,158.18	10.66%	577	11.39%
2020	33,302,549.51	3.00%	151	2.98%
2021	609,383,360.68	54.90%	2,836	56.00%
2022	284,761,153.73	25.66%	1,201	23.72%
Total	1,109,907,011.15	100.00%	5,064	100.00%



Canterbury Finance No.5 PLC
Monthly Investor Report

July 2023

Portfolio Analysis

Original Term (years)	Current Balance	Current Balance (%)	Number of Accounts	Number of Accounts (%)
0 <=x< 15	81,616,410.79	7.35%	363	7.17%
15 <=x< 17	47,546,995.39	4.28%	221	4.36%
17 <=x< 19	28,229,308.95	2.54%	103	2.03%
19 <=x< 21	158,889,411.20	14.32%	712	14.06%
21 <=x< 23	21,576,095.68	1.94%	87	1.72%
23 <=x< 25	35,016,463.98	3.15%	134	2.65%
25 <=x< 27	576,727,633.50	51.96%	2,646	52.25%
27 <=x< 29	8,581,493.69	0.77%	37	0.73%
29 <=x	151,723,197.97	13.67%	761	15.03%
Total	1,109,907,011.15	100.00%	5,064	100.00%

Remaining Term (years)	Current Balance	Current Balance (%)	Number of Accounts	Number of Accounts (%)
0 <=x< 5	8,613,936.07	0.78%	42	0.83%
5 <=x< 8	22,107,382.74	1.99%	87	1.72%
8 <=x< 11	43,669,403.15	3.93%	198	3.91%
11 <=x< 14	52,474,565.02	4.73%	249	4.92%
14 <=x< 17	66,804,050.41	6.02%	275	5.43%
17 <=x< 20	156,953,086.68	14.14%	700	13.82%
20 <=x< 23	169,223,079.12	15.25%	786	15.52%
23 <=x< 26	440,125,514.12	39.65%	1,976	39.02%
26 <=x	149,935,993.84	13.51%	751	14.83%
Total	1,109,907,011.15	100.00%	5,064	100.00%

Repayment Type	Current Balance	Current Balance (%)	Number of Accounts	Number of Accounts (%)
Repayment	50,500,169.62	4.55%	361	7.13%
Interest Only	1,059,406,841.53	95.45%	4,703	92.87%
Part & Part	0.00	0.00%	0	0.00%
Total	1,109,907,011.15	100.00%	5,064	100.00%



Canterbury Finance No.5 PLC
Monthly Investor Report

July 2023

Portfolio Analysis

Current Interest	Current Balance	Current Balance (%)	Number of Accounts	Number of Accounts (%)
0.00% <=x< 2.50%	3,067,942.37	0.28%	16	0.32%
2.50% <=x< 3.00%	31,794,358.43	2.86%	219	4.32%
3.00% <=x< 3.25%	102,092,514.37	9.20%	510	10.07%
3.25% <=x< 3.50%	222,765,904.94	20.07%	925	18.27%
3.50% <=x< 3.75%	376,280,077.76	33.90%	1,673	33.04%
3.75% <=x< 4.00%	238,296,085.70	21.47%	1,051	20.75%
4.00% <=x< 4.25%	11,471,134.49	1.03%	41	0.81%
4.25% <=x< 4.50%	25,409,888.78	2.29%	96	1.90%
4.50% <=x< 4.75%	4,538,603.80	0.41%	15	0.30%
4.75% <=x< 5.00%	3,901,562.20	0.35%	14	0.28%
5.00% <=x	90,288,938.31	8.13%	504	9.95%
Total	1,109,907,011.15	100.00%	5,064	100.00%

Current Margin	Current Balance	Current Balance (%)	Number of Accounts	Number of Accounts (%)
0.00% <=x< 2.50%	48,191,116.69	4.34%	236	4.66%
2.50% <=x< 3.00%	31,794,358.43	2.86%	219	4.32%
3.00% <=x< 3.25%	102,092,514.37	9.20%	510	10.07%
3.25% <=x< 3.50%	222,765,904.94	20.07%	925	18.27%
3.50% <=x< 3.75%	376,280,077.76	33.90%	1,673	33.04%
3.75% <=x< 4.00%	238,296,085.70	21.47%	1,051	20.75%
4.00% <=x< 4.25%	11,471,134.49	1.03%	41	0.81%
4.25% <=x< 4.50%	25,409,888.78	2.29%	96	1.90%
4.50% <=x< 4.75%	4,538,603.80	0.41%	15	0.30%
4.75% <=x< 5.00%	3,901,562.20	0.35%	14	0.28%
5.00% <=x	45,165,763.99	4.07%	284	5.61%
Total	1,109,907,011.15	100.00%	5,064	100.00%



Canterbury Finance No.5 PLC
Monthly Investor Report

July 2023

Portfolio Analysis

Interest Rate Type	Current Balance	Current Balance (%)	Number of Accounts	Number of Accounts (%)
SVR	45,123,174.32	4.07%	220	4.34%
Fixed	1,064,783,836.83	95.93%	4,844	95.66%
Total	1,109,907,011.15	100.00%	5,064	100.00%

Arrears Multiple	Current Balance	Current Balance (%)	Number of Accounts	Number of Accounts (%)
x <=0	1,079,134,341.28	97.23%	4,962	97.98%
0 <x< 1	6,118,565.42	0.55%	17	0.34%
1 <=x< 2	18,465,430.53	1.66%	66	1.30%
2 <=x<3	2,361,486.94	0.21%	9	0.18%
3 <=x	3,827,186.98	0.34%	10	0.20%
Total	1,109,907,011.15	100.00%	5,064	100.00%

Self-Certified Product	Current Balance	Current Balance (%)	Number of Accounts	Number of Accounts (%)
Yes	0.00	0.00%	0	0.00%
No	1,109,907,011.15	100.00%	5,064	100.00%
No Data	0.00	0.00%	0	0.00%
Total	1,109,907,011.15	100.00%	5,064	100.00%

Valuation Type	Current Balance	Current Balance (%)	Number of Accounts	Number of Accounts (%)
Full, Internal and External	1,109,907,011.15	100.00%	5,064	100.00%
Desktop	0.00	0.00%	0	0.00%
Total	1,109,907,011.15	100.00%	5,064	100.00%



Canterbury Finance No.5 PLC

Monthly Investor Report

July 2023

Portfolio Analysis

Region	Current Balance	Current Balance (%)	Number of Accounts	Number of Accounts (%)
East	93,670,953.16	8.44%	435	8.59%
East Midlands	60,178,314.60	5.42%	381	7.52%
London	411,489,053.68	37.07%	1,098	21.68%
North East	20,567,626.67	1.85%	183	3.61%
North West	109,573,144.00	9.87%	876	17.30%
Scotland	0.00	0.00%	0	0.00%
South East	174,094,825.85	15.69%	687	13.57%
South West	80,920,297.82	7.29%	347	6.85%
Wales	32,624,689.60	2.94%	229	4.52%
West Midlands	85,499,105.45	7.70%	506	9.99%
Yorkshire and the Humber	41,289,000.32	3.72%	322	6.36%
Total	1,109,907,011.15	100.00%	5,064	100.00%

Seasoning (years)	Current Balance	Current Balance (%)	Number of Accounts	Number of Accounts (%)
0 <=x< 1	0.00	0.00%	0	0.00%
1 <=x< 2	719,300,951.47	64.81%	3,216	63.51%
2 <=x< 3	180,396,251.70	16.25%	839	16.57%
4 <=x	210,209,807.98	18.94%	1,009	19.92%
Total	1,109,907,011.15	100.00%	5,064	100.00%

Employment Type	Current Balance	Current Balance (%)	Number of Accounts	Number of Accounts (%)
Self Employed	268,588,975.91	24.20%	1,072	21.17%
Employed	151,081,927.09	13.61%	679	13.41%
Other	690,236,108.15	62.19%	3,313	65.42%
Total	1,109,907,011.15	100.00%	5,064	100.00%



Canterbury Finance No.5 PLC
Monthly Investor Report

July 2023

Portfolio Analysis

First-time Buyer	Current Balance	Current Balance (%)	Number of Accounts	Number of Accounts (%)
Yes	0.00	0.00%	0	0.00%
No	0.00	0.00%	0	0.00%
No Data	1,109,907,011.15	100.00%	5,064	100.00%
Total	1,109,907,011.15	100.00%	5,064	100.00%

Date	30/06/2023	Weighted Average Seasoning (yrs)	2.16
Current Balance	1,109,907,011.15	Weighted Average Remaining Maturity (yrs)	21.42
Number of Accounts	5,064	Buy To Let	1,109,907,011.15
Average Loan Balance	219,175.95	Interest Only	1,059,406,841.53
Maximum Loan Balance	1,485,872.90	Weighted Average Original LTV	73.67%
Weighted Average Interest Rate	3.92%	Weighted Average Current LTV	69.46%
Weighted Average Mortgage Margin	3.46%		



DISCLAIMER

U.S. Bank Global Corporate Trust is a trading name of U.S. Bank Global Corporate Trust Limited and Elavon Financial Services DAC (each a U.S. Bancorp group company). U.S. Bank Global Corporate Trust Limited is a limited company registered in England and Wales having the registration number 05521133 and a registered address of 125 Old Broad Street, Fifth Floor, London, EC2N 1AR. U.S. Bank Global Corporate Trust Limited, Dublin Branch is registered in Ireland with the Companies Registration Office under Reg. No. 909340 with its registered office at Building 8, Cherrywood Business Park, Loughlinstown, Dublin 18, Ireland D18 W319. Elavon Financial Services DAC (a U.S. Bancorp Company), trading as U.S. Bank Global Corporate Trust, is regulated by the Central Bank of Ireland. Registered in Ireland with the Companies Registration Office, Reg. No. 418442. The liability of the member is limited. Registered Office: Building 8, Cherrywood Business Park, Loughlinstown, Dublin 18, Ireland D18 W319. Directors: A list of names and personal details of every director of the company is available for inspection to the public at the company's registered office for a nominal fee.

In the UK, Elavon Financial Services DAC trades as U.S. Bank Global Corporate Trust through its UK Branch from its establishment at 125 Old Broad Street, Fifth Floor, London, EC2N 1AR (registered with the Registrar of Companies for England and Wales under Registration No. BR020005). Authorised and regulated by the Central Bank of Ireland. Authorised by the Prudential Regulation Authority and with deemed variation of permission. Subject to regulation by the Financial Conduct Authority and limited regulation by the Prudential Regulation Authority. Details of the Temporary Permissions Regime, which allows EEA-based firms to operate in the UK for a limited period while seeking full authorisation, are available on the Financial Conduct Authority's website. All banking services are provided through Elavon Financial Services DAC. U.S. Bank Global Corporate Trust Limited is a Trust Corporation and not banking institutions and is not authorised to carry on banking business in the United Kingdom, Ireland or any other jurisdiction.