



## Canterbury Finance No.4 PLC

Report for Distribution dated Jul 17, 2023

Global Corporate Trust  
<http://pivot.usbank.com/>





## Canterbury Finance No.4 PLC Monthly Investor Report

July 2023

**Analyst**

Ryan Thrussell  
ryan.thrussell@usbank.com  
44.207.330.2108

**U.S. Bank Global Corporate Trust Address**

5th Floor  
125 Old Broad Street  
London, EC2N 1AR

**Distribution Date**

17-Jul-23

**U.S. Bank Global Corporate Trust Website**

<https://pivot.usbank.com>

General Information	Content																																																																				
<table style="width: 100%; border-collapse: collapse;"> <tr> <td style="width: 40%;"><b>Interest Payment Date:</b></td> <td style="text-align: right;">17-Jul-23</td> </tr> <tr> <td><b>Prior Interest Payment Date:</b></td> <td style="text-align: right;">16-Jun-23</td> </tr> <tr> <td><b>Next Interest Payment Date:</b></td> <td style="text-align: right;">16-Aug-23</td> </tr> <tr> <td><b>Distribution Count:</b></td> <td style="text-align: right;">24</td> </tr> <tr> <td><b>Closing Date:</b></td> <td style="text-align: right;">6-Jul-21</td> </tr> <tr> <td><b>Final Maturity Date:</b></td> <td style="text-align: right;">16-May-58</td> </tr> <tr> <td><b>Interest Determination Date:</b></td> <td style="text-align: right;">10-Jul-23</td> </tr> <tr> <td><b>Next Interest Determination Date:</b></td> <td style="text-align: right;">9-Aug-23</td> </tr> <tr> <td><b>Index:</b></td> <td style="text-align: right;">Compounded Daily SONIA</td> </tr> <tr> <td><b>Currency:</b></td> <td style="text-align: right;">GBP (£)</td> </tr> </table>	<b>Interest Payment Date:</b>	17-Jul-23	<b>Prior Interest Payment Date:</b>	16-Jun-23	<b>Next Interest Payment Date:</b>	16-Aug-23	<b>Distribution Count:</b>	24	<b>Closing Date:</b>	6-Jul-21	<b>Final Maturity Date:</b>	16-May-58	<b>Interest Determination Date:</b>	10-Jul-23	<b>Next Interest Determination Date:</b>	9-Aug-23	<b>Index:</b>	Compounded Daily SONIA	<b>Currency:</b>	GBP (£)	<table style="width: 100%; border-collapse: collapse;"> <tr> <td>Deal Summary</td> <td style="text-align: right;">2</td> </tr> <tr> <td>Deal Performance Summary - Last 4 IPD</td> <td style="text-align: right;">3</td> </tr> <tr> <td>Collateral Performance Graphs</td> <td style="text-align: right;">4</td> </tr> <tr> <td>Delinquencies Graphs</td> <td style="text-align: right;">5</td> </tr> <tr> <td>Deal Counterparties</td> <td style="text-align: right;">6</td> </tr> <tr> <td>Note Distribution Detail</td> <td style="text-align: right;">7</td> </tr> <tr> <td>Note Interest Reconciliation - Accrual</td> <td style="text-align: right;">8</td> </tr> <tr> <td>Note Interest Reconciliation - Deferred</td> <td style="text-align: right;">9</td> </tr> <tr> <td>Note Principal Reconciliation</td> <td style="text-align: right;">10</td> </tr> <tr> <td>Residual Certificates</td> <td style="text-align: right;">11</td> </tr> <tr> <td>Ratings Information</td> <td style="text-align: right;">12</td> </tr> <tr> <td>Cash Reconciliation</td> <td style="text-align: right;">13</td> </tr> <tr> <td>Other Required Information</td> <td style="text-align: right;">14</td> </tr> <tr> <td>Mortgage Principal Analysis</td> <td style="text-align: right;">15</td> </tr> <tr> <td>Principal Deficiency Ledger</td> <td style="text-align: right;">16</td> </tr> <tr> <td>Reserve Fund Ledger</td> <td style="text-align: right;">17</td> </tr> <tr> <td>Reserve Funds and Principal Allocation</td> <td style="text-align: right;">18</td> </tr> <tr> <td>Swap Transaction Details</td> <td style="text-align: right;">19</td> </tr> <tr> <td>Triggers</td> <td style="text-align: right;">20-21</td> </tr> <tr> <td>Portfolio Performance</td> <td style="text-align: right;">22-23</td> </tr> <tr> <td>Collateral Report</td> <td style="text-align: right;">24-25</td> </tr> <tr> <td>Prepayment Rate (CPR)</td> <td style="text-align: right;">26</td> </tr> <tr> <td>Priority of Payments</td> <td style="text-align: right;">27-33</td> </tr> <tr> <td>Portfolio Analysis</td> <td style="text-align: right;">34-43</td> </tr> </table>	Deal Summary	2	Deal Performance Summary - Last 4 IPD	3	Collateral Performance Graphs	4	Delinquencies Graphs	5	Deal Counterparties	6	Note Distribution Detail	7	Note Interest Reconciliation - Accrual	8	Note Interest Reconciliation - Deferred	9	Note Principal Reconciliation	10	Residual Certificates	11	Ratings Information	12	Cash Reconciliation	13	Other Required Information	14	Mortgage Principal Analysis	15	Principal Deficiency Ledger	16	Reserve Fund Ledger	17	Reserve Funds and Principal Allocation	18	Swap Transaction Details	19	Triggers	20-21	Portfolio Performance	22-23	Collateral Report	24-25	Prepayment Rate (CPR)	26	Priority of Payments	27-33	Portfolio Analysis	34-43
<b>Interest Payment Date:</b>	17-Jul-23																																																																				
<b>Prior Interest Payment Date:</b>	16-Jun-23																																																																				
<b>Next Interest Payment Date:</b>	16-Aug-23																																																																				
<b>Distribution Count:</b>	24																																																																				
<b>Closing Date:</b>	6-Jul-21																																																																				
<b>Final Maturity Date:</b>	16-May-58																																																																				
<b>Interest Determination Date:</b>	10-Jul-23																																																																				
<b>Next Interest Determination Date:</b>	9-Aug-23																																																																				
<b>Index:</b>	Compounded Daily SONIA																																																																				
<b>Currency:</b>	GBP (£)																																																																				
Deal Summary	2																																																																				
Deal Performance Summary - Last 4 IPD	3																																																																				
Collateral Performance Graphs	4																																																																				
Delinquencies Graphs	5																																																																				
Deal Counterparties	6																																																																				
Note Distribution Detail	7																																																																				
Note Interest Reconciliation - Accrual	8																																																																				
Note Interest Reconciliation - Deferred	9																																																																				
Note Principal Reconciliation	10																																																																				
Residual Certificates	11																																																																				
Ratings Information	12																																																																				
Cash Reconciliation	13																																																																				
Other Required Information	14																																																																				
Mortgage Principal Analysis	15																																																																				
Principal Deficiency Ledger	16																																																																				
Reserve Fund Ledger	17																																																																				
Reserve Funds and Principal Allocation	18																																																																				
Swap Transaction Details	19																																																																				
Triggers	20-21																																																																				
Portfolio Performance	22-23																																																																				
Collateral Report	24-25																																																																				
Prepayment Rate (CPR)	26																																																																				
Priority of Payments	27-33																																																																				
Portfolio Analysis	34-43																																																																				



**Canterbury Finance No.4 PLC**  
Monthly Investor Report

July 2023

**Deal Summary**

Notes	Original Principal Balance	Credit Enhancement on Closing	Fitch/DBRS Initial Ratings	Outstanding Principal Balance	Pool Factor	Current Credit Enhancement	Fitch/DBRS Current Ratings	Fitch/DBRS Watch
Class A1 Notes	896,359,000.00	17.75%	AAA AAA	88,317,445.12	0.098529	32.53%	AAA	
Class A2 Notes	533,546,000.00	17.75%	AAA AAA	533,546,000.00	1.000000	32.53%	AAA AAA	
Class B Notes	68,294,000.00	13.75%	AA AA	68,294,000.00	1.000000	24.94%	AAA AA	
Class C Notes	72,562,000.00	9.50%	A A(low)	72,562,000.00	1.000000	16.87%	A+ A(low)	
Class D Notes	46,953,000.00	6.75%	BBB+ BBB	46,953,000.00	1.000000	11.65%	A+ BBB	
Class E Notes	42,684,000.00	4.25%	BB+ BB	42,684,000.00	1.000000	6.90%	A BB	
Class F Notes	46,953,000.00	1.50%	BB+ BB	46,953,000.00	1.000000	1.68%	BB+ BB	
Class X Notes	68,294,000.00	0.00%	BB+ B	0.00	0.000000	0.00%	NR B	
<b>Total</b>	<b>1,775,645,000.00</b>			<b>899,309,445.12</b>				



**Canterbury Finance No.4 PLC**  
Monthly Investor Report

July 2023

**Deal Performance Summary - Last 4 IPD**

	Cut off	IPD 21	IPD 22	IPD 23	IPD 24
<b>Delinquencies</b>					
1-2 Months in Arrears		1.61%	1.57%	1.57%	2.45%
2-3 Months in Arrears		0.28%	0.41%	0.43%	0.52%
3-4 Months in Arrears		0.21%	0.24%	0.25%	0.20%
4+ Months in Arrears		0.32%	0.44%	0.47%	0.63%
<b>Excess Spread</b>					
Amount during Period		3,306,641.89	3,178,228.43	3,329,957.30	2,973,205.25
Percentage of Pool (Annualised)		3.71%	3.79%	4.20%	3.97%
<b>Constant Prepayment Rate (CPR)</b>					
Period		40.12%	44.71%	47.64%	49.99%
Since Cut off		23.35%	24.95%	26.20%	27.34%
<b>Principal Payment Rate (PPR)</b>					
Total Principal Payments in Period		49,360,472.14	63,053,964.78	55,034,779.66	52,360,422.94
Principal Cut off Balance	1,706,914,687.51	1,069,633,904.88	1,006,579,940.10	951,545,160.44	899,184,737.50
Percentage of Cut off Balance (%)		4.61%	6.26%	5.78%	5.82%
<b>Payment Rate</b>					
Percentage of Interest Due (%)		100.00%	100.00%	100.00%	100.00%
<b>Cumulative Losses</b>					
Percentage of Initial Principal Balance (%)		0.00%	0.00%	0.00%	0.00%



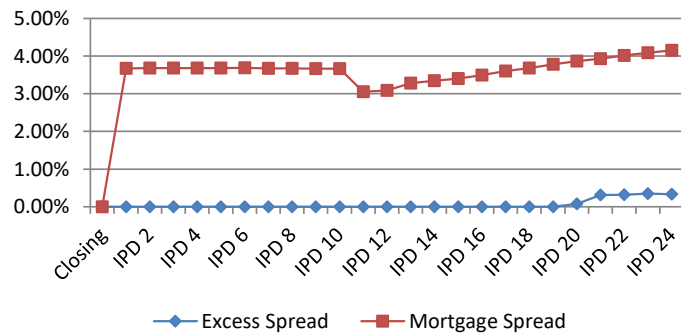
## Canterbury Finance No.4 PLC

### Monthly Investor Report

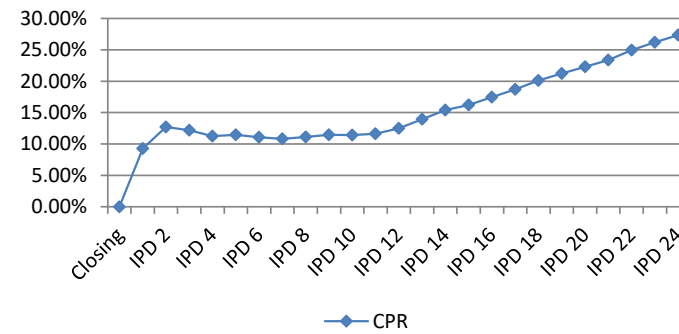
July 2023

#### Collateral Performance Graphs

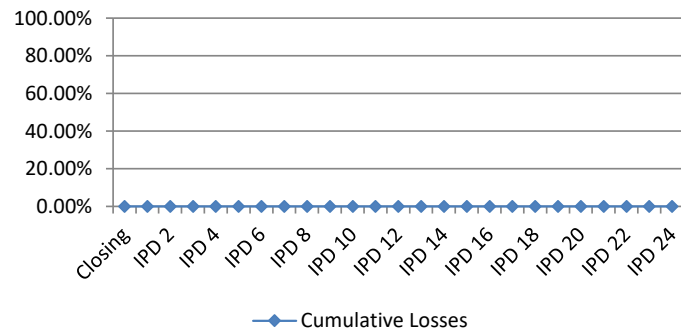
#### Mortgage Margin & Excess Spread



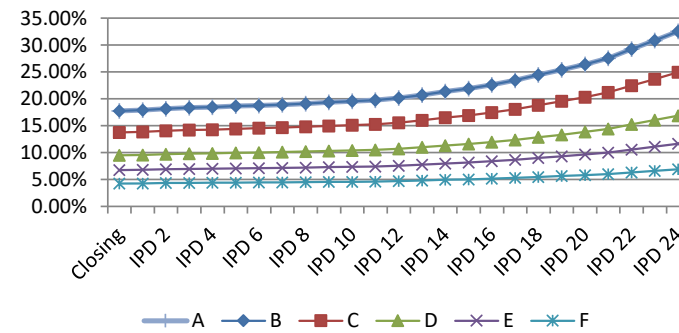
#### CPR (since issue)



#### Cumulative Losses



#### Credit Enhancement





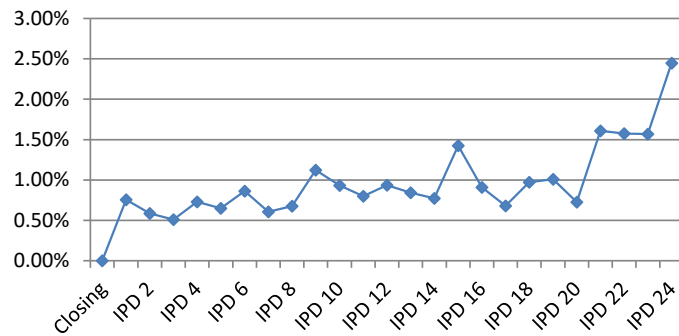
## Canterbury Finance No.4 PLC

### Monthly Investor Report

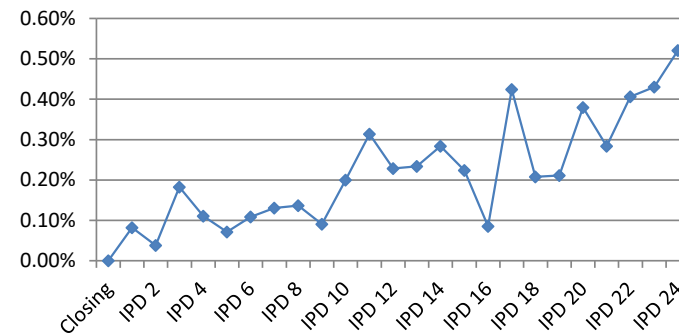
July 2023

#### Delinquencies Graphs

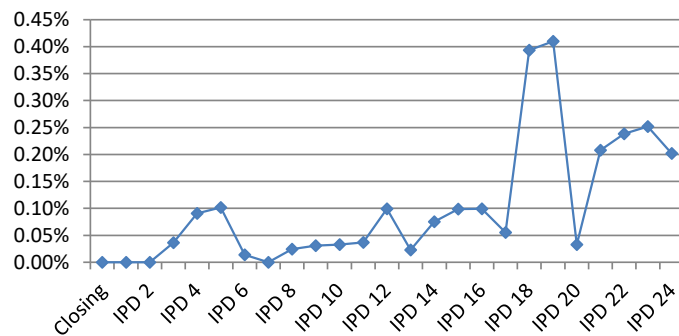
#### Delinquencies (1-2 Months in Arrears)



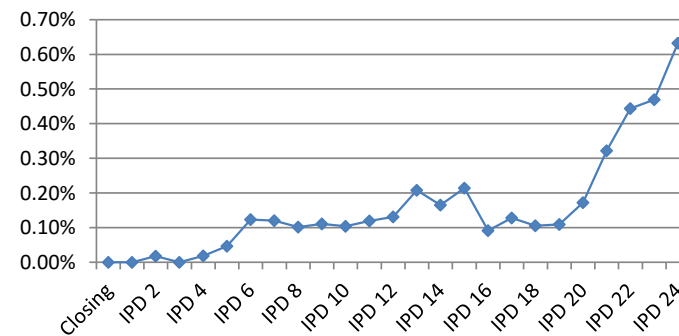
#### Delinquencies (2-3 Months in Arrears)



#### Delinquencies (3-4 Months in Arrears)



#### Delinquencies (4+ Months in Arrears)





## Canterbury Finance No.4 PLC Monthly Investor Report

July 2023

Deal Counterparties								
Role	Counterparty	DBRS			Fitch			comments
		Long-Term	Short-Term	Rating Trigger	Long-Term	Short-Term	Rating Trigger	
Issuer	Canterbury Finance No.4 PLC							
Holdings	Canterbury Finance Holdings No.4 Limited							
Servicer	OneSavings Bank PLC							
Seller	OneSavings Bank PLC							
Cash Manager	U.S. Bank Global Corporate Trust Limited							
Swap Provider	Lloyds Bank Corporate Markets plc	AA(low)	R-1(m)	A	A+	F1	A/F1	
Issuer Account Bank	Elavon Financial Services DAC, UK Branch			A	A+	F1	A/F1	
Security Trustee	U.S. Bank Trustees Limited							
Note Trustee	U.S. Bank Trustees Limited							
Principal Paying Agent	Elavon Financial Services DAC, UK Branch							
Agent Bank	Elavon Financial Services DAC, UK Branch							
Registrar	Elavon Financial Services DAC, UK Branch							
Corporate Services Provider	CSC Capital Markets UK Limited							
Back-up Servicer Facilitator	CSC Capital Markets UK Limited							
Share Trustee	CSC Corporate Services (UK) Limited							
Arranger	Lloyds Bank Corporate Markets plc							

Pursuant to the Subscription Agreement, OSB, (in its capacity as originator for the purposes of (i) the UK Securitisation Regulation and (ii) under the Transaction Documents in connection with the EU Securitisation Regulation) will undertake to the Lead Manager and the Arranger that it will (i) retain on an ongoing basis the Retained Interest in accordance with (i) the UK Retention Requirement and (ii) the EU Retention Requirement (subject to the Retained Interest), (ii) comply with the disclosure obligations under Article 7(l)(e)(iii) of the UK Securitisation Regulation by confirming the risk retention of the Seller as contemplated by Articles 6(1) and 6.3(a) of the UK Securitisation Regulation, (iii) not sell, hedge or otherwise mitigate (and shall procure that none of its affiliates shall sell, hedge or otherwise mitigate) the credit risk under or associated with the Retained Interest except to the extent permitted under the UK Securitisation Regulation or as would be permitted as determined in accordance with Article 6 of the EU Securitisation Regulation as required for the purposes of Article 5(1)(d) of the EU Securitisation Regulation and (iv) not change the manner or form in which it holds the Retained Interest. As at the Closing Date, such retention requirement will be satisfied by OSB retaining no less than 5 per cent. of the nominal value of each Class of Notes sold to investors in accordance with Article 6(3)(a) of the EU Securitisation Regulation and Article 6(3)(a) of the UK Securitisation Regulation. Any change to the manner in which such interest is held will be notified to the Noteholders.



**Canterbury Finance No.4 PLC**  
Monthly Investor Report

July 2023

**Note Distribution Detail**

Notes	ISIN / Common Code	Original Principal Balance	No. Of Notes	Beginning Principal Balance	Total Principal Distribution	Ending Principal Balance	Total Interest Distribution	Note Placement
Class A1 Notes	XS2347610995 / 234761099	896,359,000.00	8,964	140,677,868.06	52,360,422.94	88,317,445.12	642,526.69	Public
Class A2 Notes	XS2347611704 / 234761170	533,546,000.00	5,335	533,546,000.00	0.00	533,546,000.00	2,527,527.26	Public
Class B Notes	XS2347611969 / 234761196	68,294,000.00	683	68,294,000.00	0.00	68,294,000.00	338,024.80	Public
Class C Notes	XS2347612009 / 234761200	72,562,000.00	726	72,562,000.00	0.00	72,562,000.00	377,637.89	Public
Class D Notes	XS2347613155 / 234761315	46,953,000.00	470	46,953,000.00	0.00	46,953,000.00	260,310.90	Public
Class E Notes	XS2347615010 / 234761501	42,684,000.00	427	42,684,000.00	0.00	42,684,000.00	289,208.89	Public
Class F Notes	XS2347615101 / 234761510	46,953,000.00	470	46,953,000.00	0.00	46,953,000.00	30,873.20	Public
Class X Notes	XS2347615283 / 234761528	68,294,000.00	683	0.00	0.00	0.00	0.00	Public
<b>Total</b>		<b>1,775,645,000.00</b>	<b>17,756</b>	<b>951,669,868.06</b>	<b>52,360,422.94</b>	<b>899,309,445.12</b>	<b>4,466,109.63</b>	





**Canterbury Finance No.4 PLC**  
Monthly Investor Report

July 2023

**Note Interest Reconciliation - Accrual**

Notes	ISIN / Common Code	Method	Days	Beginning Principal Balance	Rate of Interest	Total Interest Accrued	Other Interest	Total Interest Distribution
Class A1 Notes	XS2347610995 / 234761099	Actual/365 (Fixed)	31	140,677,868.06	5.37770%	642,526.69	0.00	642,526.69
Class A2 Notes	XS2347611704 / 234761170	Actual/365 (Fixed)	31	533,546,000.00	5.57770%	2,527,527.26	0.00	2,527,527.26
Class B Notes	XS2347611969 / 234761196	Actual/365 (Fixed)	31	68,294,000.00	5.82770%	338,024.80	0.00	338,024.80
Class C Notes	XS2347612009 / 234761200	Actual/365 (Fixed)	31	72,562,000.00	6.12770%	377,637.89	0.00	377,637.89
Class D Notes	XS2347613155 / 234761315	Actual/365 (Fixed)	31	46,953,000.00	6.52770%	260,310.90	0.00	260,310.90
Class E Notes	XS2347615010 / 234761501	Actual/365 (Fixed)	31	42,684,000.00	7.97770%	289,208.89	0.00	289,208.89
Class F Notes	XS2347615101 / 234761510	Actual/365 (Fixed)	30	46,953,000.00	0.80000%	30,873.20	0.00	30,873.20
Class X Notes	XS2347615283 / 234761528	Actual/365 (Fixed)	31	0.00	9.47770%	0.00	0.00	0.00
<b>Total</b>				<b>951,669,868.06</b>		<b>4,466,109.63</b>	<b>0.00</b>	<b>4,466,109.63</b>



**Canterbury Finance No.4 PLC**  
Monthly Investor Report

July 2023

**Note Interest Reconciliation - Deferred**

Notes	ISIN / Common Code	Beginning Deferred Interest	Interest Accrued on Deferred Interest	Current Period Deferred Interest	Deferred Interest Payments	Ending Deferred Interest
Class A1 Notes	XS2347610995 / 234761099	0.00	0.00	0.00	0.00	0.00
Class A2 Notes	XS2347611704 / 234761170	0.00	0.00	0.00	0.00	0.00
Class B Notes	XS2347611969 / 234761196	0.00	0.00	0.00	0.00	0.00
Class C Notes	XS2347612009 / 234761200	0.00	0.00	0.00	0.00	0.00
Class D Notes	XS2347613155 / 234761315	0.00	0.00	0.00	0.00	0.00
Class E Notes	XS2347615010 / 234761501	0.00	0.00	0.00	0.00	0.00
Class F Notes	XS2347615101 / 234761510	0.00	0.00	0.00	0.00	0.00
Class X Notes	XS2347615283 / 234761528	0.00	0.00	0.00	0.00	0.00
<b>Total</b>		<b>0.00</b>	<b>0.00</b>	<b>0.00</b>	<b>0.00</b>	<b>0.00</b>



**Canterbury Finance No.4 PLC**  
Monthly Investor Report

July 2023

**Note Principal Reconciliation**

Notes	Beginning Principal Balance	Total Principal Distribution	Ending Principal Balance	--- Credit Support ---	
				Original (1)	Current (2)
Class A1 Notes	140,677,868.06	52,360,422.94	88,317,445.12	17.75%	32.53%
Class A2 Notes	533,546,000.00	0.00	533,546,000.00	17.75%	32.53%
Class B Notes	68,294,000.00	0.00	68,294,000.00	13.75%	24.94%
Class C Notes	72,562,000.00	0.00	72,562,000.00	9.50%	16.87%
Class D Notes	46,953,000.00	0.00	46,953,000.00	6.75%	11.65%
Class E Notes	42,684,000.00	0.00	42,684,000.00	4.25%	6.90%
Class F Notes	46,953,000.00	0.00	46,953,000.00	1.50%	1.68%
Class X Notes	0.00	0.00	0.00	0.00%	0.00%
<b>Total</b>	<b>951,669,868.06</b>	<b>52,360,422.94</b>	<b>899,309,445.12</b>		

(1) Determined as follows: Original Principal Balance of all subordinate classes plus Class A and B Liquidity Reserve Fund and General Reserve Fund/Total Original Principal Balance

(2) Determined as follows: Ending Principal Balance of all subordinate classes plus Class A and B Liquidity Reserve Fund and General Reserve Fund/Total Ending Principal Balance



**Canterbury Finance No.4 PLC**  
Monthly Investor Report

July 2023

**Residual Certificates**

Notes	ISIN / Common Code	Total Amount Distribution
RC1 Residual Certificates	XS2349411947 / 234941194	2,973,205.25
RC2 Residual Certificates	XS2349412671 / 234941267	0.00
ERC Certificates	XS2349412911 / 234941291	95,681.10
<b>Total</b>		<b>3,068,886.35</b>



## Canterbury Finance No.4 PLC

### Monthly Investor Report

July 2023

#### Ratings Information

Notes	ISIN / Common Code	--- Original Ratings ---		--- Ratings Change / Change Date <sup>1</sup> ---	
		Fitch	DBRS	Fitch	DBRS
Class A1 Notes	XS2347610995 / 234761099	AAA	AAA		
Class A2 Notes	XS2347611704 / 234761170	AAA	AAA		
Class B Notes	XS2347611969 / 234761196	AA	AA	AAA	18-May-23
Class C Notes	XS2347612009 / 234761200	A	A(low)	A+	18-May-23
Class D Notes	XS2347613155 / 234761315	BBB+	BBB	A+	18-May-23
Class E Notes	XS2347615010 / 234761501	BB+	BB	A	18-May-23
Class F Notes	XS2347615101 / 234761510	BB+	BB		
Class X Notes	XS2347615283 / 234761528	BB+	B	NR	16-Mar-23

<sup>1</sup> Changed ratings provided on this report are based on information provided by the applicable rating agency via electronic transmission. It shall be understood that this transmission will generally have been provided to U.S. Bank Trustees Limited within 30 days of the payment date listed on this statement. Because ratings may have changed during the 30 day window, or may not be being provided by the rating agency in an electronic format and therefore not being updated on this report, U.S. Bank Trustees Limited recommends that investors obtain current rating information directly from the rating agency.



## Canterbury Finance No.4 PLC

### Monthly Investor Report

July 2023

#### Cash Reconciliation

Available Collections	Distributions
<b>Available Revenue Receipts</b> (a) Revenue Receipts (excluding ERC Income) 3,167,282.09 ERC Income 95,681.10 (b) Interest accrued on the Issuer Accounts 240,231.05 (c) Swap Amounts 3,739,043.48 (d) On the Final Redemption Date only, the General Reserve Fund 0.00 (e) General Reserve Fund Excess Amount 825,521.69 (f) Reconciliation Amounts 0.00 (g) Deposit Account 0.00 (h) Optional Purchase Price 0.00 (i) Other net income of the Issuer 0.00 (j) Item (j) of the Pre-Enforcement Redemption PoP 0.00 less: (k) Payment of certain monies which belong to third parties 0.00 (l) Tax payments 0.00 (m) Third Party Amounts 0.00 (n) Early Repayment Charges 95,681.10 <b style="text-align: right;">Available Revenue Receipts 7,972,078.31</b>	<b>Amounts Distributed by the Issuer</b> (see Other Required Information page for further detail)  <b style="text-align: right;">Amounts Distributed by the Issuer 532,663.44</b>  <b>Distributions to Noteholders</b> Interest Distribution 4,466,109.63 Principal Distribution 52,360,422.94 <b style="text-align: right;">Distributions to Noteholders 56,826,532.57</b>  <b>Other Distributions</b> Issuer Profit Amount 100.00 Credit to Class A and Class B Liquidity Reserve Fund Ledger 0.00 Credit to the PDL 0.00 Credit to General Reserve Fund Ledger 0.00 Surplus to credit to the Deposit Account 0.00 Residual Certificates 2,973,205.25 Principal Addition Amounts 0.00 Surplus applied as Available Revenue Funds 0.00 <b style="text-align: right;">Other Distributions 2,973,305.25</b>
<b>Available Redemption Receipts</b> (a) Redemption Receipts 52,360,422.94 (b) Principal Deficiency Ledger 0.00 (c) Enhanced Amortisation Amounts 0.00 (d) Class A and Class B Liquidity Reserve Fund Excess Amount 0.00 (e) On the Class B Redemption Date only, the Class A and Class B Liquidity Reserve Fund 0.00 (f) Reconciliation Amounts 0.00 (g) The amount paid into the Deposit Account on the Closing Date 0.00 <b style="text-align: right;">Available Redemption Receipts 52,360,422.94</b> Class A and Class B Liquidity Reserve Fund Release Amount 0.00 General Reserve Fund Liquidity Release Amount 0.00 <b style="text-align: right;">Total Available Collections 60,332,501.25</b>	<b>Total Distributions 60,332,501.25</b>



**Canterbury Finance No.4 PLC**  
Monthly Investor Report

July 2023

**Other Required Information**

**Amounts Distributed by the Issuer**

Note Trustee	0.00
Security Trustee	0.00
Agent Bank, Registrar and Paying Agent	0.00
Cash Manager	0.00
Servicer	156,522.80
Back-Up Servicer Facilitator	0.00
Corporate Services Provider	0.00
Issuer Account Bank	0.00
Securitisation Repository	0.00
Third Parties	91,028.39
Transfer Costs	0.00
Swap Provider	285,112.25
Hedge Subordinated Amounts	0.00
<b>Amounts Distributed by the Issuer</b>	<b><u>532,663.44</u></b>

**Revenue Receipts**

Total interest receipts	3,159,411.83
Total fees	2,462.09
Total expenses	5,408.17
Total ERC	95,681.10
Total Revenue Recoveries	0.00
	<b><u>3,262,963.19</u></b>



**Canterbury Finance No.4 PLC**  
Monthly Investor Report

July 2023

**Mortgage Principal Analysis**

	<b>Current Period</b>	<b>Since Issue</b>
Opening mortgage principal balance - close		1,706,914,687.51
Opening mortgage principal balance - current	951,545,160.44	
<b>Total opening mortgage principal balance</b>	<b><u>951,545,160.44</u></b>	<b><u>1,706,914,687.51</u></b>
Unscheduled payments (Redemptions)	52,252,903.33	803,999,132.63
Scheduled payments	107,519.61	3,730,817.38
Principal Losses	0.00	0.00
Principal Recoveries	0.00	0.00
<b>Closing mortgage principal balance</b>	<b><u>899,184,737.50</u></b>	<b><u>899,184,737.50</u></b>





**Canterbury Finance No.4 PLC**  
Monthly Investor Report

July 2023

**Principal Deficiency Ledger**

Current Period Principal Deficiency

	<u>Beginning PDL Balance</u>	<u>Deficiency Allocation</u>	<u>PDL Repayment</u>	<u>Ending PDL Balance</u>
Class F Notes PDL	0.00	0.00	0.00	0.00
Class E Notes PDL	0.00	0.00	0.00	0.00
Class D Notes PDL	0.00	0.00	0.00	0.00
Class C Notes PDL	0.00	0.00	0.00	0.00
Class B Notes PDL	0.00	0.00	0.00	0.00
Class A Notes PDL	0.00	0.00	0.00	0.00
<b>Total</b>	<b>0.00</b>	<b>0.00</b>	<b>0.00</b>	<b>0.00</b>



**Canterbury Finance No.4 PLC**  
Monthly Investor Report

July 2023

**Reserve Fund Ledger**

		<u>Credits</u>	<u>Debits</u>
<b><u>Class A and Class B Liquidity Reserve</u></b>			
Original Class A and Class B Liquidity Reserve Amount	0.00		
Class A and Class B Liquidity Reserve Amount as at Close / Previous IPD	0.00		
Class A and Class B Liquidity Reserve Required Amount per Current IPD	0.00		
Top ups on IPD		0.00	
Drawings			0.00
<b>Closing Balance</b>	<b><u><u>0.00</u></u></b>		
<b><u>General Reserve Fund</u></b>			
Original General Reserve Fund Amount	25,610,265.00		
General Reserve Fund Amount as at Close / Previous IPD	15,100,569.72		
General Reserve Fund Required Amount per Current IPD	14,275,048.02		
Top ups on IPD		0.00	
Drawings			825,521.69
<b>Closing Balance</b>	<b><u><u>14,275,048.02</u></u></b>		



## Canterbury Finance No.4 PLC

### Monthly Investor Report

July 2023

#### Reserve Funds and Principal Allocation

**General Reserve Fund**

(a) on any Interest Payment Date up to (but excluding) the Final Redemption Date:  
 (i) if a General Reserve Fund Amortising Trigger Event has not occurred prior to the Calculation Date immediately preceding such Interest Payment Date, an amount equal to 1.5 per cent. of the then aggregate current Principal Amount Outstanding of the Class A Notes to the Class F Notes on that Interest Payment Date before the application of the Pre-Enforcement Redemption Priority of Payments; and

14,275,048.02

(ii) if a General Reserve Fund Amortising Trigger Event has occurred prior to the Calculation Date immediately preceding the Interest Payment Date, an amount equal to 1.5 per cent. of the then aggregate current Principal Amount Outstanding of the Class A Notes to the Class F Notes on the Interest Payment Date immediately preceding the occurrence of a General Reserve Fund Amortising Trigger Event occurring; and

0.00

(b) on each Interest Payment Date on and following the Final Redemption Date, zero;

0.00

**Class A and Class B Liquidity Reserve Fund Required Amount**

(a) on any Interest Payment Date falling prior to the Class B Redemption Date:  
 (i) if a Reserve Fund Amortising Trigger Event has not occurred prior to the Calculation Date immediately preceding such Interest Payment Date, an amount equal to 1.5 per cent. of the aggregate current Principal Amount Outstanding of the Class A and Class B Notes prior to the application of Available Redemption Receipts on such Interest Payment Date; and

0.00

(ii) if a Reserve Fund Amortising Trigger Event has occurred prior to the Calculation Date immediately preceding such Interest Payment Date, an amount equal to 1.5 per cent. of the aggregate current Principal Amount Outstanding of the Class A and Class B Notes on the Interest Payment Date immediately preceding the date on which the Reserve Fund Amortising Trigger Event occurred (following to the application of Available Redemption Receipts on such Interest Payment Date); and

0.00

(iii) on any Interest Payment Date falling on or after the Class B Redemption Date, zero;

0.00

**Principal Addition Amount**

Available Revenue Receipts & Liquidity Release Amount	7,146,556.62
Amounts due on the Revenue Waterfall from item [(a)] to [(f)] and [(h)]	4,040,842.19
Senior Expenses Deficit	0.00

<b>Principal Addition Amount</b>	<b>0.00</b>
----------------------------------	-------------



**Canterbury Finance No.4 PLC**  
Monthly Investor Report

July 2023

---

**Swap Transaction Details**

---

**Fixed Rate Issuer to Swap Counterparty**

Period Start Date (included)	16-Jun-23
Period End date (excluded)	17-Jul-23
Day Count Fraction	0.085
Fixed Rate	0.36050%
Swap Notional Amount	931,197,445.00
<b>Total Swap Payment by Issuer to Swap Counterparty</b>	<b>285,112.25</b>

**Floating Rate Swap Counterparty to Issuer**

Period Start Date (included)	16-Jun-23
Period End date (excluded)	17-Jul-23
Day Count Fraction	0.085
Floating Rate	4.72770%
Swap Notional Amount	931,197,445.00
<b>Total Swap Payment by Swap Counterparty to Issuer</b>	<b>3,739,043.48</b>

**Net Payment Due (Issuer/Swap Counterparty)** **-3,453,931.23**



## Canterbury Finance No.4 PLC Monthly Investor Report

July 2023

### Triggers

<u>Event of Default</u>	<u>Breach (Y/N)</u>
(a) subject to Condition 17 (Subordination by Deferral), if default is made in the payment of any principal or interest due in respect of the Notes and the default continues for: (i) a period of five Business Days in the case of principal, or (ii) three Business Days in the case of interest; or	No
(b) if the Issuer fails to perform or observe any of its other obligations under these Conditions or any Transaction Document to which it is a party and the failure continues for a period of 15 days (or such longer period as the Note Trustee may permit) (except that in any case where the Note Trustee considers the failure to be incapable of remedy, then no continuation or notice as is aforementioned will be required) following the service by the Note Trustee on the Issuer of notice requiring the same to be remedied; or	No
(c) if any representation or warranty made by the Issuer under any Transaction Document is incorrect when made and the matters giving rise to such misrepresentation are not remedied within a period of 15 days (or such longer period as the Note Trustee may permit) (except that in any case where the Note Trustee considers the matters giving rise to such misrepresentation to be incapable of remedy, then no continuation or notice as is hereinafter mentioned will be required) following the service by the Note Trustee on the Issuer of notice requiring the same to be remedied; or	No
(d) if any order is made by any competent court or any resolution is passed for the winding up or dissolution of the Issuer, save for the purposes of reorganisation on terms approved in writing by the Note Trustee or by Extraordinary Resolution of the Noteholders; or	No
(e) if (i) the Issuer ceases or threatens to cease to carry on the whole or a substantial part of its business, save for the purposes of reorganisation on terms approved in writing by the Note Trustee or by Extraordinary Resolution of the Noteholders, or (ii) the Issuer stops or threatens to stop payment of, or is unable to, or admits inability to, pay its debts (or any class of its debts) as they fall due or the value of its assets falls to less than the amount of its liabilities (taking into account its contingent and prospective liabilities) or (iii) the Issuer is deemed unable to pay its debts pursuant to or for the purposes of any applicable law or is adjudicated or found bankrupt or insolvent; or	No
(f) if proceedings are initiated against the Issuer under any applicable liquidation, insolvency, composition, reorganisation or other similar laws or an application is made (or documents filed with a court) for the appointment of an administrative or other receiver, manager, administrator or other similar official, or an administrative or other receiver, manager, administrator or other similar official is appointed, in relation to the Issuer or, as the case may be, in relation to the whole or any part of the undertaking or assets of the Issuer, and in any such case (other than the appointment of an administrator or an administrative receiver appointed following presentation of a petition for an administration order), unless initiated by the Issuer, is not discharged within 30 days; or	No



**Canterbury Finance No.4 PLC**  
Monthly Investor Report

July 2023

**Triggers**

(g) if the Issuer (or its directors or shareholders) initiates or consents to judicial proceedings relating to itself under any applicable liquidation, insolvency, composition, reorganisation or other similar laws or makes a conveyance or assignment for the benefit of, or enters into any composition or other arrangement with, its creditors generally (or any class of its creditors) or takes steps with a view to obtaining a moratorium in respect of any of its indebtedness or any meeting is convened to consider a proposal for an arrangement or composition with its creditors generally (or any class of its creditors). No

**Mandatory Redemption of the Notes**

8.3 (a) Optional Purchase Price received				No
8.3 (b) Ten Per cent clean up call				No
	<b>Current</b>	<b>Trigger</b>		
	899,184,737.50	170,735,100.00		
8.4 Taxation or Other Reasons				No



## Canterbury Finance No.4 PLC Monthly Investor Report

July 2023

### Portfolio Performance

As at: 30/06/2023

	This Period				Last Period			
	No.	Balance	Arrears	%	No.	Balance	Arrears	%
<b>Total</b>								
No. of Loans Paying => Monthly CMS	3,301	867,971,968.75	51,705.80	96.53%	3,521	924,862,351.26	99,463.90	97.20%
No. of Loans Paying => 75% Monthly CMS	16	3,872,498.69	31,752.36	0.43%	14	3,263,640.24	25,669.61	0.34%
No. of Loans Paying < 75% Monthly CMS	10	1,941,972.78	42,673.44	0.22%	10	1,437,046.90	32,729.99	0.15%
No. of Loans That Made No Payment	93	25,398,297.28	341,908.71	2.82%	85	21,982,122.04	220,222.05	2.31%
<b>Total</b>	<b>3,420</b>	<b>899,184,737.50</b>	<b>468,040.31</b>	<b>100.00%</b>	<b>3,630</b>	<b>951,545,160.44</b>	<b>378,085.55</b>	<b>100.00%</b>
% Original Principal Balance				<b>50.85%</b>				<b>54.18%</b>
% Outstanding Principal Balance				<b>96.53%</b>				<b>97.20%</b>
<b>1 to 2 Months</b>								
No. of Loans Paying => Monthly CMS	21	8,805,925.50	30,441.93	0.98%	24	10,549,006.70	38,396.20	1.11%
No. of Loans Paying => 75% Monthly CMS	9	2,535,155.22	24,167.36	0.28%	4	1,033,296.18	11,716.22	0.11%
No. of Loans Paying < 75% Monthly CMS	2	463,598.57	4,765.70	0.05%	2	222,913.64	2,598.94	0.02%
No. of Loans That Made No Payment	33	10,213,575.87	46,907.62	1.14%	8	3,120,163.90	19,192.36	0.33%
<b>Total</b>	<b>65</b>	<b>22,018,255.16</b>	<b>106,282.61</b>	<b>2.45%</b>	<b>38</b>	<b>14,925,380.42</b>	<b>71,903.72</b>	<b>1.57%</b>
% Original Principal Balance				<b>1.29%</b>				<b>0.87%</b>
% Outstanding Principal Balance				<b>2.45%</b>				<b>1.57%</b>
<b>2 to 3 Months</b>								
No. of Loans Paying => Monthly CMS	3	860,088.50	7,416.21	0.10%	8	2,505,445.99	25,299.74	0.26%
No. of Loans Paying => 75% Monthly CMS	1	273,778.28	4,917.12	0.03%	1	277,834.25	6,886.07	0.03%
No. of Loans Paying < 75% Monthly CMS	2	222,913.64	4,576.41	0.02%	0	0.00	0.00	0.00%
No. of Loans That Made No Payment	10	3,325,342.85	22,399.88	0.37%	7	1,307,507.90	15,312.37	0.14%
<b>Total</b>	<b>16</b>	<b>4,682,123.27</b>	<b>39,309.62</b>	<b>0.52%</b>	<b>16</b>	<b>4,090,788.14</b>	<b>47,498.18</b>	<b>0.43%</b>
% Original Principal Balance				<b>0.27%</b>				<b>0.24%</b>
% Outstanding Principal Balance				<b>0.52%</b>				<b>0.43%</b>



## Canterbury Finance No.4 PLC

### Monthly Investor Report

July 2023

#### Portfolio Performance

As at: 30/06/2023

	This Period				Last Period			
	No.	Balance	Arrears	%	No.	Balance	Arrears	%
<b>3 to 4 Months</b>								
No. of Loans Paying => Monthly CMS	0	0.00	0.00	0.00%	5	1,034,551.14	17,440.99	0.11%
No. of Loans Paying => 75% Monthly CMS	0	0.00	0.00	0.00%	0	0.00	0.00	0.00%
No. of Loans Paying < 75% Monthly CMS	0	0.00	0.00	0.00%	1	349,756.29	3,346.50	0.04%
No. of Loans That Made No Payment	8	1,817,264.62	38,830.83	0.20%	8	1,009,667.53	21,315.07	0.11%
<b>Total</b>	<b>8</b>	<b>1,817,264.62</b>	<b>38,830.83</b>	<b>0.20%</b>	<b>14</b>	<b>2,393,974.96</b>	<b>42,102.56</b>	<b>0.25%</b>
% Original Principal Balance				<b>0.11%</b>				<b>0.14%</b>
% Outstanding Principal Balance				<b>0.20%</b>				<b>0.25%</b>
<b>4+ Months</b>								
No. of Loans Paying => Monthly CMS	1	184,616.04	2,594.59	0.02%	1	58,628.55	2,732.16	0.01%
No. of Loans Paying => 75% Monthly CMS	0	0.00	0.00	0.00%	0	0.00	0.00	0.00%
No. of Loans Paying < 75% Monthly CMS	3	522,739.74	30,291.82	0.06%	3	522,739.74	25,512.55	0.05%
No. of Loans That Made No Payment	26	4,979,356.31	208,971.22	0.55%	21	3,883,763.15	142,057.25	0.41%
<b>Total</b>	<b>30</b>	<b>5,686,712.09</b>	<b>241,857.63</b>	<b>0.63%</b>	<b>25</b>	<b>4,465,131.44</b>	<b>170,301.96</b>	<b>0.47%</b>
% Original Principal Balance				<b>0.33%</b>				<b>0.26%</b>
% Outstanding Principal Balance				<b>0.63%</b>				<b>0.47%</b>

NB: The Administrator does not report Days in Arrears but Month in Arrears as referred to by the deal documentation





**Canterbury Finance No.4 PLC**  
Monthly Investor Report

July 2023

**Collateral Report**

As at: 30/06/2023

	<u>At Close</u>	<u>This Period</u>	<u>Last Period</u>
Original Principal Balance as at close	1,706,914,687.51		
Total Original Number of Loans	7,111		
Outstanding Principal Balance as at prior month end		899,184,737.50	951,545,160.44
Total Current Number of Loans		3,420	3,630
Total number of performing loans		3,301	3,537
Total value of performing loans		864,980,382.36	925,669,885.48
Total number of 3+ months		38	39
Total value of 3+ months		7,503,976.71	6,859,106.40
Percentage 3+ months on Original Balance		0.44%	0.40%
Percentage 3+ months on Outstanding Balance		0.83%	0.72%
Total Value of Arrears Cases		34,204,355.14	25,875,274.96
Total Number of Arrears Cases		119	93
% Original Principal Balance		2.00%	1.52%
% Outstanding Principal Balance		3.80%	2.72%



**Canterbury Finance No.4 PLC**  
Monthly Investor Report

July 2023

**Collateral Report**

As at: 30/06/2023

	<u>This Period</u>	<u>Last Period</u>
<b>REPOSSESSIONS</b>		
Number of Repossessions this Period	0	0
Repossessions Cured	0	0
Total Number of Properties Unsold	0	0
Principal Balance Unsold	0.00	0.00
Principal Balance Cured	0.00	0.00
% Original Principal Balance	0.00%	0.00%
%Outstanding Principal Balance	0.00%	0.00%

	<u>This Period</u>	<u>Last Period</u>
	<u>Current Balance</u>	<u>Current Balance</u>
<b>SALES OF REPOSSESSIONS</b>		
Total Number of Repossessions Sold since close	0	0
Total Value of Property Sold	0.00	0.00
Value of Properties Repossessed this period	0.00	0.00
Cumulative Value of Properties Repossessed since close	0.00	0.00
Number of Properties sold this period	0	0
Value of Properties sold this period	0.00	0.00
Cumulative Loss on Sale	0.00	0.00
Cumulative Loss on Sale % of Original Principal Balance	0.00%	0.00%
Cumulative Redemption Shortfalls incurred	0.00	0.00
Period Losses	0.00	0.00
Cumulative Losses	0.00	0.00



## Canterbury Finance No.4 PLC Monthly Investor Report

July 2023

### Prepayment Rate (CPR)

	This Period	Last Period
<p><b>Average Constant Prepayment Rate (CPR) Since Issue with Calculation</b></p> <p>Average CPR speed is the amount expressed as an annualised percentage of principal prepaid in excess of scheduled repayments. The average CPR speed is calculated by first dividing the Current Residential Mortgage Loan Principal Balance (i.e. the actual balance) by the Scheduled Residential Mortgage Loan Principal Balance assuming no prepayments have been made (i.e. only scheduled repayments have been made). The quotient is then raised to a power whereby the exponent is the quantity twelve divided by the number of months since issue. Subtract this result from one then multiply it by one hundred (100) to determine the Average CPR speed.</p> <p>The calculation is expressed as follows:</p> $CPR_{Avg} = 100 \times \left[ 1 - \left( \frac{\text{Current Residential Mortgage Loan Principal Balance}}{\text{Scheduled Residential Mortgage Loan Principal Balance}} \right)^{\frac{12}{\text{months since}}} \right]$	27.34%	26.20%
<p><b>3 Month Periodical Constant Prepayment Rate (CPR) with Calculation (Annualised)</b></p> <p>Annualised Periodical CPR speed is the amount expressed as a periodical percentage of principal prepaid in excess of scheduled repayments. The Periodical CPR speed is calculated by first dividing the Current Residential Mortgage Loan Principal Balance (i.e. the actual balance) by the Scheduled Residential Mortgage Loan Principal Balance in the period assuming no prepayments have been made (i.e. only scheduled repayments have been made). This quotient is then raised to a power whereby the exponent is the quantity twelve divided by the number of months in the period. Subtract this result from the one then multiply it by one hundred (100) to determined the Periodical CPR speed.</p> <p>The calculation is expressed as follows:</p> $\text{Periodical CPR} = 100 \times \left[ 1 - \left( \frac{\text{Current Residential Mortgage Loan Principal Balance}}{\text{Scheduled Residential Mortgage Loan Principal Balance}} \right)^{\frac{12}{\text{months in period}}} \right]$	49.99%	47.64%
<p><b>12 Month Periodical Constant Prepayment Rate (CPR) with Calculation (Annualised)</b></p> <p>Annualised Periodical CPR speed is the amount expressed as a periodical percentage of principal prepaid in excess of scheduled repayments. The Periodical CPR speed is calculated by first dividing the Current Residential Mortgage Loan Principal Balance (i.e. the actual balance) by the Scheduled Residential Mortgage Loan Principal Balance in the period assuming no prepayments have been made (i.e. only scheduled repayments have been made). This quotient is then raised to a power whereby the exponent is the quantity twelve divided by the number of months in the period. Subtract this result from the one then multiply it by one hundred (100) to determined the Periodical CPR speed.</p> <p>The calculation is expressed as follows:</p> $\text{Periodical CPR} = 100 \times \left[ 1 - \left( \frac{\text{Current Residential Mortgage Loan Principal Balance}}{\text{Scheduled Residential Mortgage Loan Principal Balance}} \right)^{\frac{12}{\text{months in period}}} \right]$	39.66%	37.43%



**Canterbury Finance No.4 PLC**  
Monthly Investor Report

July 2023

Pre-Enforcement Revenue Priority of Payments		
<u>Available Revenue Receipts</u>	This IPD 7,972,078.31	Last IPD 8,292,290.54
(a) first, in or towards satisfaction pro rata and pari passu according to the respective amounts thereof of:		
(i) any fees, costs, charges, Liabilities, expenses and all other amounts then due to the Note Trustee and any Appointee under the provisions of the Trust Deed and the other Transaction Documents together with (if payable) VAT thereon as provided therein; and	0.00	0.00
(ii) any fees, costs, charges, Liabilities, expenses and all other amounts then due to the Security Trustee and any Appointee under the provisions of the Deed of Charge and the other Transaction Documents together with (if payable) VAT thereon as provided therein;	0.00	0.00
(b) second, in or towards satisfaction pro rata and pari passu according to the respective amounts thereof (in each case without double counting) of:		
(i) any remuneration then due and payable to the Agent Bank, the Registrar and the Paying Agent and any fees, costs, charges, Liabilities and expenses then due to them under the provisions of the Agency Agreement, together with (if payable) VAT thereon as provided therein;	0.00	0.00
(ii) any amounts then due and payable to the Cash Manager and any fees, costs, charges, Liabilities and expenses then due under the provisions of the Cash Management Agreement, together with VAT (if payable) thereon as provided therein;	0.00	0.00
(iii) any amounts then due and payable to the Servicer and any fees (including the Servicer Fee), costs, charges, Liabilities and expenses then due under the provisions of the Servicing Agreement, together with VAT (if payable) thereon as provided therein;	156,522.80	171,152.92
(iv) any amounts then due and payable to the Back-Up Servicer Facilitator and any fees, costs, charges, Liabilities and expenses then due under the provisions of the Servicing Agreement, together with (if payable) VAT thereon as provided therein;	0.00	0.00
(v) any amounts then due and payable to the Corporate Services Provider and any fees, costs, charges, Liabilities and expenses then due under the provisions of the Corporate Services Agreement, together with (if payable) VAT thereon as provided therein;	0.00	0.00
(vi) any amounts then due and payable to the Issuer Account Bank and any fees, costs, charges, Liabilities and expenses then due under the provisions of the Bank Account Agreement, together with (if applicable) VAT thereon as provided therein; and	0.00	0.00
(vii) if applicable, the fees, costs, liabilities and expenses of the securitisation repository or any other third-party website provider;	0.00	0.00
(c) third, in or towards satisfaction pro rata and pari passu according to the respective amounts thereof of:		
(i) any amounts due and payable by the Issuer to third parties and incurred without breach by the Issuer of the Transaction Documents to which it is a party (and for which payment has not been provided for elsewhere) and any amounts required to pay or discharge any liability of the Issuer for corporation tax of the Issuer (but only to the extent not capable of being satisfied out of amounts retained by the Issuer under item (e) below); and	91,028.39	21,660.33
(ii) any Transfer Costs which the Servicer has failed to pay pursuant to Clause 18.3 of the Servicing Agreement;	0.00	0.00



## Canterbury Finance No.4 PLC

### Monthly Investor Report

July 2023

#### Pre-Enforcement Revenue Priority of Payments

(d) fourth, to provide for amounts due on the relevant Swap Payment Date, to pay, in or towards satisfaction of any amounts due to the Swap Provider in respect of the Swap Agreement (including any termination payment due and payable by the Issuer to the extent it is not satisfied by the payment by the Issuer to the Swap Provider of any Replacement Swap Premium or from the Swap Collateral Account Priority of Payments but excluding, if applicable, any related Hedge Subordinated Amounts);	285,112.25	302,222.56
(e) fifth, to pay the Issuer an amount equal to £100 to be retained by the Issuer as profit in respect of the business of the Issuer (the "Issuer Profit Amount");	100.00	100.00
(f) sixth, to provide for amounts due on the relevant Interest Payment Date, to pay, pro rata and pari passu, interest due and payable on the Class A1 Notes and the Class A2 Notes;		
Class A1 Notes Interest	642,526.69	842,644.29
Class A2 Notes Interest	2,527,527.26	2,387,821.53
(g) seventh, (so long as the Class A1 Notes or the Class A2 Notes remain outstanding following such Interest Payment Date), to credit the Class A Principal Deficiency Sub-Ledger in an amount sufficient to eliminate any debit thereon (such amounts to be applied in repayment of principal as Available Redemption Receipts);	0.00	0.00
(h) eighth, to provide for amounts due on the relevant Interest Payment Date, to pay, pro rata and pari passu, interest due and payable on the Class B Notes;	338,024.80	320,142.43
(i) ninth, (so long as the Class B Notes remain outstanding following such Interest Payment Date), to credit the Class B Principal Deficiency Sub-Ledger in an amount sufficient to eliminate any debit thereon (such amounts to be applied in repayment of principal as Available Redemption Receipts);	0.00	0.00
(j) tenth, to provide for amounts due on the relevant Interest Payment Date, to pay, pro rata and pari passu, interest due and payable on the Class C Notes;	377,637.89	358,637.98
(k) eleventh, (so long as the Class C Notes remain outstanding following such Interest Payment Date), to credit the Class C Principal Deficiency Sub-Ledger in an amount sufficient to eliminate any debit thereon (such amounts to be applied in repayment of principal as Available Redemption Receipts);	0.00	0.00
(l) twelfth, to provide for amounts due on the relevant Interest Payment Date, to pay, pro rata and pari passu, interest due and payable on the Class D Notes;	260,310.90	248,016.55
(m) thirteenth, (so long as the Class D Notes remain outstanding following such Interest Payment Date), to credit the Class D Principal Deficiency Sub-Ledger in an amount sufficient to eliminate any debit thereon (such amounts to be applied in repayment of principal as Available Redemption Receipts);	0.00	0.00
(n) fourteenth, to provide for amounts due on the relevant Interest Payment Date, to pay, pro rata and pari passu, interest due and payable on the Class E Notes;	289,208.89	278,032.34





## Canterbury Finance No.4 PLC

### Monthly Investor Report

July 2023

Pre-Enforcement Redemption Priority of Payments		
<u>Available Redemption Receipts</u>	This IPD	Last IPD
	<b>52,360,422.94</b>	<b>55,034,779.66</b>
(a) first, subject to the Class A and Class B Liquidity Reserve Fund Trigger Event having occurred, to credit the Class A and Class B Liquidity Reserve Fund Ledger up to the Class A and Class B Liquidity Reserve Fund Required Amount;	0.00	0.00
(b) second, any Principal Addition Amounts to be applied to meet any Senior Expenses Deficit;	0.00	0.00
(c) third, in or towards repayment, pro rata and pari passu, of principal amounts outstanding on the Class A1 Notes until the Principal Amount Outstanding on the Class A1 Notes has been reduced to zero;	52,360,422.94	55,034,779.66
(d) fourth, in or towards repayment, pro rata and pari passu, of principal amounts outstanding on the Class A2 Notes until the Principal Amount Outstanding on the Class A2 Notes has been reduced to zero;	0.00	0.00
(e) fifth, in or towards repayment, pro rata and pari passu, of principal amounts outstanding on the Class B Notes until the Principal Amount Outstanding on the Class B Notes has been reduced to zero;	0.00	0.00
(f) sixth, in or towards repayment, pro rata and pari passu, of principal amounts outstanding on the Class C Notes until the Principal Amount Outstanding on the Class C Notes has been reduced to zero;	0.00	0.00
(g) seventh, in or towards repayment, pro rata and pari passu, of principal amounts outstanding on the Class D Notes until the Principal Amount Outstanding on the Class D Notes has been reduced to zero;	0.00	0.00
(h) eighth, in or towards repayment, pro rata and pari passu, of principal amounts outstanding on the Class E Notes until the Principal Amount Outstanding on the Class E Notes has been reduced to zero;	0.00	0.00
(i) ninth, in or towards repayment, pro rata and pari passu, of principal amounts outstanding on the Class F Notes until the Principal Amount Outstanding on the Class F Notes has been reduced to zero;	0.00	0.00
(j) tenth, any excess amounts as Available Revenue Receipts.	0.00	0.00
<b>Total paid</b>	<b><u>52,360,422.94</u></b>	<b><u>55,034,779.66</u></b>



## Canterbury Finance No.4 PLC Monthly Investor Report

July 2023

Swap Collateral Account Priority of Payments		
<u>Amounts and securities standing to the credit of each Swap Collateral Account</u>	This IPD	Last IPD
	0.00	0.00
(a) to pay an amount equal to any Swap Tax Credits received by the Issuer to the relevant Swap Provider;	0.00	0.00
(b) prior to the designation of an Early Termination Date (as defined in the Swap Agreement, the Early Termination Date) in respect of the Swap Agreement, solely in or towards payment or discharge of any Return Amounts (as defined in the Swap Credit Support Annex), Interest Amounts and Distributions (as defined in the Swap Credit Support Annex), on any day, directly to the Swap Provider;	0.00	0.00
(c) following the designation of an Early Termination Date in respect of the Swap Agreement where (A) such Early Termination Date has been designated following a Swap Provider Default or Swap Provider Downgrade Event and (B) the Issuer enters into a Replacement Swap Agreement in respect of the Swap Agreement on or around the Early Termination Date of the Swap Agreement, on the later of the day on which such Replacement Swap Agreement is entered into, the day on which a termination payment (if any) payable to the Issuer has been received and the day on which a Replacement Swap Premium (if any) payable to the Issuer has been received, in the following order of priority:		
(i) first, in or towards payment of a Replacement Swap Premium (if any) payable by the Issuer to a replacement swap provider in order to enter into a Replacement Swap Agreement with the Issuer with respect to the Swap Agreement being terminated;	0.00	0.00
(ii) second, in or towards payment of any termination payment due to the outgoing Swap Provider; and	0.00	0.00
(iii) third, the surplus (if any) on such day to be transferred to the Deposit Account to be applied as Available Revenue Receipts;	0.00	0.00
(d) following the designation of an Early Termination Date in respect of the Swap Agreement where: (A) such Early Termination Date has been designated otherwise than as a result of one of the events specified at item (c)(A) above, and (B) the Issuer enters into a Replacement Swap Agreement in respect of the Swap Agreement on or around the Early Termination Date of the Swap Agreement, on the later of the day on which such Replacement Swap Agreement is entered into, the day on which a termination payment (if any) payable to the Issuer has been received and the day on which a Replacement Swap Premium (if any) payable to the Issuer has been received, in the following order of priority:		
(i) first, in or towards payment of any termination payment due to the outgoing Swap Provider;	0.00	0.00
(ii) second, in or towards payment of a Replacement Swap Premium (if any) payable by the Issuer to a replacement swap provider in order to enter into a Replacement Swap Agreement with the Issuer with respect to the Swap Agreement being terminated; and	0.00	0.00
(iii) third, any surplus on such day to be transferred to the Deposit Account to be applied as Available Revenue Receipts;	0.00	0.00
(e) following the designation of an Early Termination Date in respect of the Swap Agreement for any reason where the Issuer does not enter into a Replacement Swap Agreement in respect of the Swap Agreement on or around the Early Termination Date of the Swap Agreement and, on the date on which the relevant payment is due, in or towards payment of any termination payment due to the outgoing Swap Provider; and	0.00	0.00
(f) following payments of amounts due pursuant to item (e) above, if amounts remain standing to the credit of a Swap Collateral Account, such amounts may be applied only in accordance with the following provisions:		





**Canterbury Finance No.4 PLC**  
 Monthly Investor Report

July 2023

**Swap Collateral Account Priority of Payments**

<p>(i) first, in or towards payment of a Replacement Swap Premium (if any) payable by the Issuer to a replacement swap provider in order to enter into a Replacement Swap Agreement with the Issuer with respect to the Swap Agreement; and</p>	0.00	0.00		
<p>(ii) second, any surplus remaining after payment of such Replacement Swap Premium to be transferred to the Deposit Account to be applied as Available Revenue Receipts, provided that for so long as the Issuer does not enter into a Replacement Swap Agreement with respect to the Swap Agreement, on each Swap Payment Date, the Issuer (or the Cash Manager on its behalf) will be permitted to withdraw an amount from the Swap Collateral Account (which shall be debited to the Swap Collateral Ledger), equal to the excess of the Swap Provider Swap Amount over the Issuer Swap Amount which would have been paid by the Swap Provider to the Issuer on such Swap Payment Date but for the designation of an Early Termination Date under the Swap Agreement, such surplus to be transferred to the Deposit Account to be applied as Available Revenue Receipts; and provided further that for so long as the Issuer does not enter into a Replacement Swap Agreement with respect to the Swap Agreement on or prior to the earlier of: (A) the Calculation Date immediately before the Interest Payment Date on which the Principal Amount Outstanding of all Collateralised Notes would be reduced to zero (taking into account any Swap Collateral Account Surplus to be applied as Available Revenue Receipts on such Interest Payment Date); or (B) the day on which an Enforcement Notice is given pursuant to Condition 11 (Events of Default); or (C) the date on which the Current Balance of the Fixed Rate Loans (excluding any Enforced Loans) is reduced to zero, then the amount standing to the credit of such Swap Collateral Account on such day shall be transferred to the Deposit Account to be applied as Available Revenue Receipts as soon as reasonably practicable thereafter.</p>	0.00	0.00		
<b>Total paid</b>	<table border="1" style="margin-left: auto; margin-right: auto;"> <tr> <td align="center"><b>0.00</b></td> </tr> </table>	<b>0.00</b>	<table border="1" style="margin-left: auto; margin-right: auto;"> <tr> <td align="center"><b>0.00</b></td> </tr> </table>	<b>0.00</b>
<b>0.00</b>				
<b>0.00</b>				



## Canterbury Finance No.4 PLC

### Monthly Investor Report

July 2023

Post-Enforcement Priority of Payments		
	This IPD	Last IPD
<b><u>All amounts received or recovered</u></b>	<b>0.00</b>	<b>0.00</b>
(a) first, in or towards satisfaction, pro rata and pari passu, according to the respective amounts thereof of:		
(i) any fees, costs, charges, Liabilities, expenses and all other amounts then due and payable to the Note Trustee, Receiver and any Appointee under the provisions of the Trust Deed and the other Transaction Documents, together with (if payable) VAT thereon as provided therein; and	0.00	0.00
(ii) any fees, costs, charges, Liabilities, expenses and all other amounts then due and payable to the Security Trustee, Receiver and any Appointee under the provisions of the Deed of Charge and the other Transaction Documents, together with (if payable) VAT thereon as provided therein;	0.00	0.00
(b) second, in or towards satisfaction, pro rata and pari passu, according to the respective amounts thereof of:		
(i) any remuneration then due and payable to the Agent Bank, the Registrar and the Paying Agents and any costs, charges, Liabilities and expenses then due and payable to them under the provisions of the Agency Agreement, together with (if payable) VAT thereon as provided therein;	0.00	0.00
(ii) any amounts then due and payable to the Cash Manager and any fees, costs, charges, Liabilities and expenses then due under the provisions of the Cash Management Agreement, together with VAT (if payable) thereon as provided therein;	0.00	0.00
(iii) any amounts then due and payable to the Servicer and any fees (including the Servicer Fee), costs, charges, Liabilities and expenses then due under the provisions of the Servicing Agreement, together with VAT (if payable) as provided therein;	0.00	0.00
(iv) any amounts then due and payable to the Back-Up Servicer Facilitator and any fees, costs, charges, Liabilities and expenses then due under the provisions of the Servicing Agreement, together with (if payable) VAT thereon as provided therein;	0.00	0.00
(v) any amounts then due and payable to the Corporate Services Provider and any fees, costs, charges, Liabilities and expenses then due and payable to the Corporate Services Provider under the provisions of the Corporate Services Agreement together with (if payable) VAT thereon as provided therein;	0.00	0.00
(vi) any amounts then due and payable to the Issuer Account Bank and any fees, costs, charges, Liabilities and expenses then due and payable to the Issuer Account Bank under the provisions of the Bank Account Agreement, together with (if payable) VAT thereon as provided therein; and	0.00	0.00
(vii) if applicable, the fees, costs, liabilities and expenses of the securitisation repository or any other third-party website provider;	0.00	0.00
(c) third, to pay in or towards satisfaction of any amounts due to the Swap Provider in respect of the Swap Agreement (including any termination payment due and payable by the Issuer to the extent it is not satisfied by any payments by the Issuer to the Swap Provider under the Swap Collateral Account Priority of Payments but excluding, if applicable, any related Hedge Subordinated Amounts);	0.00	0.00



## Canterbury Finance No.4 PLC

### Monthly Investor Report

July 2023

#### Post-Enforcement Priority of Payments

(d) fourth, to pay, pro rata and pari passu, according to the respective outstanding amounts thereof interest and principal due and payable on the Class A1 Notes and the Class A2 Notes until the Principal Amount Outstanding on the Class A1 Notes and the Class A2 Notes has been reduced to zero;		
Class A1 Notes Interest	0.00	0.00
Class A2 Notes Interest	0.00	0.00
Class A1 Notes Principal	0.00	0.00
Class A2 Notes Principal	0.00	0.00
(e) fifth, to pay, pro rata and pari passu, according to the respective outstanding amounts thereof, interest and principal due and payable on the Class B Notes until the Principal Amount Outstanding on the Class B Notes has been reduced to zero;		
Class B Notes Interest	0.00	0.00
Class B Notes Principal	0.00	0.00
(f) sixth, to pay, pro rata and pari passu, according to the respective outstanding amounts thereof, interest and principal due and payable on the Class C Notes until the Principal Amount Outstanding on the Class C Notes has been reduced to zero;		
Class C Notes Interest	0.00	0.00
Class C Notes Principal	0.00	0.00
(g) seventh, to pay, pro rata and pari passu, according to the respective outstanding amounts thereof, interest and principal due and payable on the Class D Notes until the Principal Amount Outstanding on the Class D Notes has been reduced to zero;		
Class D Notes Interest	0.00	0.00
Class D Notes Principal	0.00	0.00
(h) eighth, to pay, pro rata and pari passu, according to the respective outstanding amounts thereof, interest and principal due and payable on the Class E Notes until the Principal Amount Outstanding on the Class E Notes has been reduced to zero;		
Class E Notes Interest	0.00	0.00
Class E Notes Principal	0.00	0.00
(i) ninth, to pay, pro rata and pari passu, according to the respective outstanding amounts thereof, interest and principal due and payable on the Class F Notes until the Principal Amount Outstanding on the Class F Notes has been reduced to zero;		
Class F Notes Interest	0.00	0.00
Class F Notes Principal	0.00	0.00
(j) tenth, to pay in accordance with the terms of the Swap Agreement to the Swap Provider in respect of any Hedge Subordinated Amounts (to the extent not satisfied by payment to the Swap Provider by the Issuer of any applicable amount under the Swap Collateral Account Priority of Payments);	0.00	0.00
(k) eleventh, to pay, pro rata and pari passu, according to the respective outstanding amounts thereof, interest and principal due and payable on the Class X Notes until the Principal Amount Outstanding on the Class X Notes has been reduced to zero;		
Class X Notes Interest	0.00	0.00



**Canterbury Finance No.4 PLC**  
Monthly Investor Report

July 2023

**Post-Enforcement Priority of Payments**

Class X Notes Principal	0.00	0.00
(l) twelfth, to pay the Issuer Profit Amount; and	0.00	0.00
(m) thirteenth, on any Interest Payment Date prior to (but excluding) the Optional Redemption Date to pay any excess amounts, pro rata and pari passu as RC1 Payments to the holders of the RC1 Residual Certificates and thereafter to pay any excess amounts, pro rata and pari passu, on such Interest Payment Date, as RC2 Payments to the holders of the RC2 Residual Certificates.		
RC1 Payments	0.00	0.00
RC2 Payments	0.00	0.00
<b>Total paid</b>	<u><u>0.00</u></u>	<u><u>0.00</u></u>



**Canterbury Finance No.4 PLC**  
Monthly Investor Report

July 2023

**Portfolio Analysis**

Current Balance	Current Balance	Current Balance (%)	Number of Accounts	Number of Accounts (%)
0 <=x< 75,000	12,988,248.60	1.44%	205	6.00%
75,000 <=x< 100,000	29,286,105.19	3.26%	334	9.77%
100,000 <=x< 125,000	28,549,309.57	3.17%	255	7.46%
125,000 <=x< 150,000	34,741,853.86	3.86%	254	7.43%
150,000 <=x< 175,000	38,508,172.52	4.28%	237	6.93%
175,000 <=x< 200,000	40,587,704.12	4.51%	217	6.35%
200,000 <=x< 225,000	48,691,199.58	5.41%	230	6.73%
225,000 <=x< 250,000	51,353,500.52	5.71%	217	6.35%
250,000 <=x< 275,000	54,412,983.16	6.05%	207	6.06%
275,000 <=x< 300,000	50,833,761.94	5.65%	177	5.18%
300,000 <=x< 325,000	55,839,108.88	6.21%	179	5.24%
325,000 <=x< 350,000	58,612,730.13	6.52%	174	5.09%
350,000 <=x< 375,000	51,796,697.63	5.76%	143	4.18%
375,000 <=x	343,103,862.48	38.15%	589	17.23%
<b>Total</b>	<b>899,305,238.18</b>	<b>100.00%</b>	<b>3,418</b>	<b>100.00%</b>

Original Balance	Current Balance	Current Balance (%)	Number of Accounts	Number of Accounts (%)
0 <=x< 75,000	11,104,379.56	1.23%	174	5.09%
75,000 <=x< 100,000	28,818,174.92	3.20%	337	9.86%
100,000 <=x< 125,000	28,581,080.57	3.18%	260	7.61%
125,000 <=x< 150,000	34,633,352.57	3.85%	257	7.52%
150,000 <=x< 175,000	38,343,307.75	4.26%	239	6.99%
175,000 <=x< 200,000	41,311,975.13	4.59%	223	6.52%
200,000 <=x< 225,000	49,414,041.97	5.49%	235	6.88%
225,000 <=x< 250,000	49,206,244.78	5.47%	208	6.09%
250,000 <=x< 275,000	54,350,316.35	6.04%	208	6.09%
275,000 <=x< 300,000	52,823,455.92	5.87%	185	5.41%
300,000 <=x< 325,000	56,195,954.68	6.25%	182	5.32%
325,000 <=x< 350,000	57,503,590.33	6.39%	171	5.00%
350,000 <=x< 375,000	51,457,391.06	5.72%	143	4.18%
375,000 <=x	345,561,972.59	38.43%	596	17.44%
<b>Total</b>	<b>899,305,238.18</b>	<b>100.00%</b>	<b>3,418</b>	<b>100.00%</b>



**Canterbury Finance No.4 PLC**  
Monthly Investor Report

July 2023

**Portfolio Analysis**

Original LTV	Current Balance	Current Balance (%)	Number of Accounts	Number of Accounts (%)
0 <=x< 60%	50,868,005.07	5.66%	184	5.38%
60% <=x< 65%	43,238,046.16	4.81%	129	3.77%
65% <=x< 70%	74,403,277.72	8.27%	213	6.23%
70% <=x< 75%	136,390,934.82	15.17%	426	12.46%
75% <=x< 80%	559,822,622.28	62.25%	2,316	67.76%
80% <=x<85%	30,119,049.09	3.35%	128	3.74%
85% <=x< 100%	4,463,303.04	0.50%	22	0.64%
<b>Total</b>	<b>899,305,238.18</b>	<b>100.00%</b>	<b>3,418</b>	<b>100.00%</b>

Current LTV	Current Balance	Current Balance (%)	Number of Accounts	Number of Accounts (%)
0 <=x< 60%	77,512,083.07	8.62%	289	8.46%
60% <=x< 65%	69,377,722.12	7.71%	228	6.67%
65% <=x< 70%	183,689,754.95	20.43%	676	19.78%
70% <=x< 75%	353,170,898.63	39.27%	1,358	39.73%
75% <=x< 80%	206,697,838.48	22.98%	838	24.52%
80% <=x<85%	8,042,960.46	0.89%	26	0.76%
85% <=x< 90%	433,762.23	0.05%	2	0.06%
90% <=x< 95%	380,218.24	0.04%	1	0.03%
95% <=x	0.00	0.00%	0	0.00%
<b>Total</b>	<b>899,305,238.18</b>	<b>100.00%</b>	<b>3,418</b>	<b>100.00%</b>

Origination Year	Current Balance	Current Balance (%)	Number of Accounts	Number of Accounts (%)
<=2017	0.00	0.00%	0	0.00%
2017	16,291,857.42	1.81%	74	2.17%
2018	219,919,000.02	24.45%	783	22.91%
2019	119,464,472.75	13.28%	371	10.85%
2020	293,884,917.33	32.68%	1,134	33.18%
2021	249,744,990.66	27.77%	1,056	30.90%
<b>Total</b>	<b>899,305,238.18</b>	<b>100.00%</b>	<b>3,418</b>	<b>100.00%</b>



## Canterbury Finance No.4 PLC

### Monthly Investor Report

July 2023

#### Portfolio Analysis

Original Term (years)	Current Balance	Current Balance (%)	Number of Accounts	Number of Accounts (%)
0 <=x< 15	72,285,901.56	8.04%	279	8.16%
15 <=x< 17	50,382,643.45	5.60%	206	6.03%
17 <=x< 19	23,999,717.40	2.67%	88	2.57%
19 <=x< 21	145,079,016.27	16.13%	508	14.86%
21 <=x< 23	19,802,776.84	2.20%	73	2.14%
23 <=x< 25	21,290,053.06	2.37%	79	2.31%
25 <=x< 27	449,938,808.07	50.03%	1,732	50.67%
27 <=x< 29	7,048,516.42	0.78%	26	0.76%
29 <=x	109,477,805.11	12.17%	427	12.49%
<b>Total</b>	<b>899,305,238.18</b>	<b>100.00%</b>	<b>3,418</b>	<b>100.00%</b>

Remaining Term (years)	Current Balance	Current Balance (%)	Number of Accounts	Number of Accounts (%)
0 <=x< 5	15,691,825.80	1.74%	49	1.43%
5 <=x< 8	32,409,114.14	3.60%	125	3.66%
8 <=x< 11	34,548,739.04	3.84%	139	4.07%
11 <=x< 14	54,469,178.15	6.06%	230	6.73%
14 <=x< 17	85,782,791.37	9.54%	267	7.81%
17 <=x< 20	120,554,575.99	13.41%	473	13.84%
20 <=x< 23	439,173,821.52	48.83%	1,680	49.15%
23 <=x< 26	24,930,816.76	2.77%	93	2.72%
26 <=x	91,744,375.41	10.20%	362	10.59%
<b>Total</b>	<b>899,305,238.18</b>	<b>100.00%</b>	<b>3,418</b>	<b>100.00%</b>

Repayment Type	Current Balance	Current Balance (%)	Number of Accounts	Number of Accounts (%)
Repayment	36,671,832.37	4.08%	235	6.88%
Interest Only	862,571,780.87	95.92%	3,182	93.10%
Part & Part	61,624.94	0.01%	1	0.03%
<b>Total</b>	<b>899,305,238.18</b>	<b>100.00%</b>	<b>3,418</b>	<b>100.00%</b>



**Canterbury Finance No.4 PLC**  
Monthly Investor Report

July 2023

**Portfolio Analysis**

Current Interest	Current Balance	Current Balance (%)	Number of Accounts	Number of Accounts (%)
0.00% <=x< 2.50%	374,719.51	0.04%	2	0.06%
2.50% <=x< 3.00%	0.00	0.00%	0	0.00%
3.00% <=x< 3.25%	0.00	0.00%	0	0.00%
3.25% <=x< 3.50%	0.00	0.00%	0	0.00%
3.50% <=x< 3.75%	222,248,013.57	24.71%	863	25.25%
3.75% <=x< 4.00%	512,356,020.40	56.97%	1,837	53.74%
4.00% <=x< 4.25%	34,444,004.75	3.83%	125	3.66%
4.25% <=x< 4.50%	24,842,431.14	2.76%	98	2.87%
4.50% <=x< 4.75%	2,560,343.81	0.28%	12	0.35%
4.75% <=x< 5.00%	0.00	0.00%	0	0.00%
5.00% <=x	102,479,705.00	11.40%	481	14.07%
<b>Total</b>	<b>899,305,238.18</b>	<b>100.00%</b>	<b>3,418</b>	<b>100.00%</b>

Current Margin Over Rel	Current Balance	Current Balance (%)	Number of Accounts	Number of Accounts (%)
0.00% <=x< 2.50%	11,604,119.83	1.29%	58	1.70%
2.50% <=x< 3.00%	0.00	0.00%	0	0.00%
3.00% <=x< 3.25%	0.00	0.00%	0	0.00%
3.25% <=x< 3.50%	0.00	0.00%	0	0.00%
3.50% <=x< 3.75%	222,248,013.57	24.71%	863	25.25%
3.75% <=x< 4.00%	512,356,020.40	56.97%	1,837	53.74%
4.00% <=x< 4.25%	34,444,004.75	3.83%	125	3.66%
4.25% <=x< 4.50%	24,842,431.14	2.76%	98	2.87%
4.50% <=x< 4.75%	2,560,343.81	0.28%	12	0.35%
4.75% <=x< 5.00%	0.00	0.00%	0	0.00%
5.00% <=x	91,250,304.68	10.15%	425	12.43%
<b>Total</b>	<b>899,305,238.18</b>	<b>100.00%</b>	<b>3,418</b>	<b>100.00%</b>

Interest Rate Index	Current Balance	Current Balance (%)	Number of Accounts	Number of Accounts (%)
SVR	11,229,400.32	1.25%	56	1.64%
Fixed	888,075,837.86	98.75%	3,362	98.36%
<b>Total</b>	<b>899,305,238.18</b>	<b>100.00%</b>	<b>3,418</b>	<b>100.00%</b>





## Canterbury Finance No.4 PLC

### Monthly Investor Report

July 2023

#### Portfolio Analysis

Loan Purpose	Current Balance	Current Balance (%)	Number of Accounts	Number of Accounts (%)
Purchase	371,411,580.48	41.30%	1,436	42.01%
Re-Mortgage	527,893,657.70	58.70%	1,982	57.99%
<b>Total</b>	<b>899,305,238.18</b>	<b>100.00%</b>	<b>3,418</b>	<b>100.00%</b>

Buy-To-Let	Current Balance	Current Balance (%)	Number of Accounts	Number of Accounts (%)
Yes	899,305,238.18	100.00%	3,418	100.00%
No	0.00	0.00%	0	0.00%
<b>Total</b>	<b>899,305,238.18</b>	<b>100.00%</b>	<b>3,418</b>	<b>100.00%</b>

Arrears Multiple	Current Balance	Current Balance (%)	Number of Accounts	Number of Accounts (%)
x <=0	857,332,835.60	95.33%	3,268	95.61%
0 <x< 1	7,220,219.36	0.80%	31	0.91%
1 <=x< 2	22,175,145.73	2.47%	65	1.90%
2 <=x<3	4,722,913.80	0.53%	16	0.47%
3 <=x	7,854,123.69	0.87%	38	1.11%
<b>Total</b>	<b>899,305,238.18</b>	<b>100.00%</b>	<b>3,418</b>	<b>100.00%</b>

Self-Certified Product	Current Balance	Current Balance (%)	Number of Accounts	Number of Accounts (%)
Yes	0.00	0.00%	0	0.00%
No	899,305,238.18	100.00%	3,418	100.00%
No Data	0.00	0.00%	0	0.00%
<b>Total</b>	<b>899,305,238.18</b>	<b>100.00%</b>	<b>3,418</b>	<b>100.00%</b>

Valuation Type	Current Balance	Current Balance (%)	Number of Accounts	Number of Accounts (%)
Full, Internal and External	894,787,907.55	99.50%	3,392	99.24%
Desktop	4,517,330.63	0.50%	26	0.76%
<b>Total</b>	<b>899,305,238.18</b>	<b>100.00%</b>	<b>3,418</b>	<b>100.00%</b>



## Canterbury Finance No.4 PLC

### Monthly Investor Report

July 2023

#### Portfolio Analysis

Region	Current Balance	Current Balance (%)	Number of Accounts	Number of Accounts (%)
East	77,717,192.79	8.64%	323	9.45%
East Midlands	27,676,066.59	3.08%	188	5.50%
London	523,581,942.51	58.22%	1,379	40.35%
North East	5,193,960.30	0.58%	58	1.70%
North West	45,647,816.88	5.08%	364	10.65%
Scotland	0.00	0.00%	0	0.00%
South East	107,552,306.36	11.96%	401	11.73%
South West	40,334,416.68	4.49%	185	5.41%
Wales	14,851,744.40	1.65%	124	3.63%
West Midlands	40,134,097.56	4.46%	265	7.75%
Yorkshire and the Humber	16,615,694.11	1.85%	131	3.83%
<b>Total</b>	<b>899,305,238.18</b>	<b>100.00%</b>	<b>3,418</b>	<b>100.00%</b>

Seasoning (years)	Current Balance	Current Balance (%)	Number of Accounts	Number of Accounts (%)
0 <=x< 1	0.00	0.00%	0	0.00%
1 <=x< 2	0.00	0.00%	0	0.00%
2 <=x< 3	491,739,630.54	54.68%	2,004	58.63%
4 <=x	407,565,607.64	45.32%	1,414	41.37%
<b>Total</b>	<b>899,305,238.18</b>	<b>100.00%</b>	<b>3,418</b>	<b>100.00%</b>

Employment Type	Current Balance	Current Balance (%)	Number of Accounts	Number of Accounts (%)
Self Employed	244,552,433.09	27.19%	859	25.13%
Employed	131,320,553.66	14.60%	524	15.33%
Other	523,432,251.43	58.20%	2,035	59.54%
<b>Total</b>	<b>899,305,238.18</b>	<b>100.00%</b>	<b>3,418</b>	<b>100.00%</b>



**Canterbury Finance No.4 PLC**  
Monthly Investor Report

July 2023

**Portfolio Analysis**

<b>First-time Buyer</b>	<b>Current Balance</b>	<b>Current Balance (%)</b>	<b>Number of Accounts</b>	<b>Number of Accounts (%)</b>
Yes	0.00	0.00%	0	0.00%
No	899,305,238.18	100.00%	3,418	100.00%
<b>Total</b>	<b>899,305,238.18</b>	<b>100.00%</b>	<b>3,418</b>	<b>100.00%</b>

Date	30/06/2023	Weighted Average Seasoning (yrs)	3.42
Current Balance	899,305,238.18	Weighted Average Remaining Maturity (yrs)	19.74
Number of Accounts	3,418	Buy To Let	899,305,238.18
Average Loan Balance	263,108.61	Interest Only	862,571,780.87
Maximum Loan Balance	1,546,299.32	Weighted Average Original LTV	73.12%
Weighted Average Interest Rate	4.36%	Weighted Average Current LTV	69.99%
Weighted Average Mortgage Margin	4.15%		



#### DISCLAIMER

*U.S. Bank Global Corporate Trust is a trading name of U.S. Bank Global Corporate Trust Limited and Elavon Financial Services DAC (each a U.S. Bancorp group company). U.S. Bank Global Corporate Trust Limited is a limited company registered in England and Wales having the registration number 05521133 and a registered address of 125 Old Broad Street, Fifth Floor, London, EC2N 1AR. U.S. Bank Global Corporate Trust Limited, Dublin Branch is registered in Ireland with the Companies Registration Office under Reg. No. 909340 with its registered office at Building 8, Cherrywood Business Park, Loughlinstown, Dublin 18, Ireland D18 W319. Elavon Financial Services DAC (a U.S. Bancorp Company), trading as U.S. Bank Global Corporate Trust, is regulated by the Central Bank of Ireland. Registered in Ireland with the Companies Registration Office, Reg. No. 418442. The liability of the member is limited. Registered Office: Building 8, Cherrywood Business Park, Loughlinstown, Dublin 18, Ireland D18 W319. Directors: A list of names and personal details of every director of the company is available for inspection to the public at the company's registered office for a nominal fee.*

*In the UK, Elavon Financial Services DAC trades as U.S. Bank Global Corporate Trust through its UK Branch from its establishment at 125 Old Broad Street, Fifth Floor, London, EC2N 1AR (registered with the Registrar of Companies for England and Wales under Registration No. BR020005). Authorised and regulated by the Central Bank of Ireland. Authorised by the Prudential Regulation Authority and with deemed variation of permission. Subject to regulation by the Financial Conduct Authority and limited regulation by the Prudential Regulation Authority. Details of the Temporary Permissions Regime, which allows EEA-based firms to operate in the UK for a limited period while seeking full authorisation, are available on the Financial Conduct Authority's website. All banking services are provided through Elavon Financial Services DAC. U.S. Bank Global Corporate Trust Limited is a Trust Corporation and not banking institutions and is not authorised to carry on banking business in the United Kingdom, Ireland or any other jurisdiction.*